

**QUARTERLY PHYSICAL REPORT OF OPERATION**  
As of 2017 December 31

Department: Department of the Interior and Local Government (DILG)  
Appropriations: Current Year Appropriations  
Agency: Office of the Secretary  
Operating Unit: Central Office  
Organization Code (UACS): 140010100000  
Report Status: APPROVED

Particulars	UACS CODE	Physical Targets					Physical Accomplishments					Variance as of December 31 2017	Remarks
		1st Quarter	2nd Quarter	3rd Quarter	4th Quarter	Total	1st Quarter	2nd Quarter	3rd Quarter	4th Quarter	Total		
1	2	3	4	5	6	7=(3+4+5+6)	8	9	10	11	12=(8+9+10+11)	13	14
Part A													
I. Operations													
MFO 1: LG CAPACITY DEVELOPMENT AND PERFORMANCE OVERSIGHT AND INCENTIVE AND AWARDS	3010000000												
Quantity													
Number of LGUs provided with technical assistance		1653 LGUs	1653 LGUs	1653 LGUs	1653 LGUs	1,653 LGUs	1394 LGUs	1467 LGUs	1381 LGUs	1671 LGUs	1671 LGUs	-18	Corrected Accomplishment: 1,671 LGUs provided with TA is 18 LGUs more than the target 1,653 LGUs; Included 79 LGUs from ARMM. TA for the remaining LGUs is still on-going.
Quantity													
Number of LGUs assessed on Seal on Good Local Governance (SGLG)		238	1077	338		1,653 PCMs		1419 PCMs	252 PCMs		1671	-18	Included 79 LGUs in ARMM.
Quality													
% of LGUs that passed the Seal of Good Local Governance				5% increase (from 306 in 2016 to 321 target LGUs in 2017)		5% increase				449 (40% higher than the target 321 LGUs)	449		
Quantity													
No. of LGUs provided with incentives for good governance performance					20% or 64 LGUs out of 321 qualified	20% of qualified LGUs				449	449		
Quantity													
No. of LGUs provided with TA in accordance to set timelines		1653 LGUs	1653 LGUs	1653 LGUs	1653 LGUs	All target LGUs	1394 LGUs	1231 LGUs	1381 LGUs	1671 LGUs	1671 LGUs (All target LGUs provided with TA)	-18	

Prepared By:

**FRANCISCO R. CRUZ, OESO III, MMG**  
Planning Services Head/Planning Officer  
Date: 31/Jan/2018

In coordination with:

**GAUDENCIO L. APOSTOL**  
Financial Services Head/Budget Officer  
Date: 31/Jan/2018

Approved By:

**EDUARDO M. AÑO**  
Officer-in-Charge, DILG  
Date: 31/Jan/2018

This report was generated using the Unified Reporting System on 01/02/2018 00:12



QUARTERLY PHYSICAL REPORT OF OPERATIONS  
As of December 31, 2017

Department : Department of the Interior and Local Government (DILG)  
Agency : Office of the Secretary  
Operating Unit:  
Organization Code (UACS) : 14 001 01 0000

- ☒ Current Year Appropriations
- ☐ Supplemental Appropriations
- ☐ Continuing Appropriations
- ☐ Off-Budget Account

PARTICULARS	UACS CODE	Physical Targets (Budget Year)					Physical Accomplishments					Variance As of December 31, 2017	Remarks
		1st Qtr	2nd Qtr	3rd Qtr	4th Qtr	TOTAL	1st Qtr	2nd Qtr	3rd Qtr	4th Qtr	TOTAL		
PART A: I. OPERATIONS ORGANIZATIONAL OUTCOME 1: Transparency and accountability of all LGUs sustained - % of LGUs fully complying with the Full Disclosure Policy		75% of 1,592 provinces, cities and muns.	75% of 1,592 provinces, cities and muns.	75% of 1,592 provinces, cities and muns.	75% of 1,592 provinces, cities and muns.	75% of 1,592 provinces, cities and muns.	88.32% (1,406 of 1,592 PCMs)	88.32% (1,406 of 1,592 PCMs)	85.21% (1,356 of 1,592 PCMs)	88.94% (1,416 of 1,592 PCMs)	87.70% Quarterly average of 1,416 PCMs)	(12.7%)	
ORGANIZATIONAL OUTCOME 2: LGU capacity to prepare and build resiliency to disasters and adapt to climate change enhanced - % of LGUs with plans, policies, programs and projects on Disaster Risk Reduction and Management (DRRM) and Climate Change Adaptation (CCA)		178 LGUs	178 LGUs	178 LGUs	178 LGUs	178 LGUs (Manila Bay)	178 LGUs	178 LGUs	178 LGUs	178 LGUs	178 LGUs (Manila Bay)	0	
				55 LGUs	50 LGUs	105 LGUs Mainstreaming CCA-DRR in Local Dev't Planning			53	53	106 LGUs	(1)	
ORGANIZATIONAL OUTCOME 3: LGU capacity to be business friendly and competitive enhanced - % of LGUs with plans, policies, programs and projects that improve competitiveness					10% increase in the number of LGUs (from the previous year) (72 LGUs)	10% increase in the number of LGUs (from previous year) (72 LGUs)				38% (BPLS - 85 lgus PPPP-115 LGUs)	38% (BPLS - 85 lgus PPPP-115 LGUs)	(28%)	

QUARTERLY PHYSICAL REPORT OF OPERATIONS  
As of December 31, 2017

Department : **Department of the Interior and Local Government (C**  
Agency : **Office of the Secretary**  
Operating Unit:  
Organization Code (UACS) : **14 001 01 0000**

- ☒ Current Year Appropriations
- ☐ Supplemental Appropriations
- ☐ Continuing Appropriations
- ☐ Off-Budget Account

PARTICULARS	UACS CODE	Physical Targets (Budget Year)					Physical Accomplishments					Variance As of December 31, 2017	Remarks
		1st Qtr	2nd Qtr	3rd Qtr	4th Qtr	TOTAL	1st Qtr	2nd Qtr	3rd Qtr	4th Qtr	TOTAL		
<b>ORGANIZATIONAL OUTCOME 4:</b> LGU capacity to develop and implement social protection and security mechanisms for local communities, especially the marginalized and vulnerable groups enhanced - % of LGUs with plans, programs and projects for poverty reduction, social protection and security of local communities					7.4% increase in the number of LGUs (from the previous year)	7.4% increase in the number of LGUs (from previous year)				10% decrease (1,378)	10% decrease (1,378)	10% decrease (1,378)	A total of 1,378 (76 provinces and 1,302 municipalities) were provided with TA/capacity devt. interventions particularly in capacitating the Local Development Councils in the prioritization, harmonization and alignment of local devt. plans with the national strategic directions defined in the PDP 2017-2022.
<b>PART B:</b>													
<b>Major Programs/Projects:</b>													
<b>KRA 1: Transparent, Accountable and Participatory Governance</b>													
1.1 Supervision and Development of Local Governments (ROs - regular funds)													
- No. of LGUs provided with technical assistance on accountable, transparent, participative and effective local governance	000003010000000	1,653 LGUs <small>(76 provinces, 142 cities, 1,374 muns. and 61 PCMs in ARMM</small>	1,653 LGUs <small>(76 provinces, 142 cities, 1,374 muns. and 61 PCMs in ARMM</small>	1,653 LGUs <small>(76 provinces, 142 cities, 1,374 muns. and 61 PCMs in ARMM</small>	1,653 LGUs <small>(76 provinces, 142 cities, 1,374 muns. and 61 PCMs in ARMM</small>	1,653 LGUs <small>(76 provinces, 142 cities, 1,374 muns. and 61 PCMs in ARMM</small>	1,394	1,467	1,381	1,671	1,671 PCMs	-18	includes 79 lgus from ARMM TA from the remaining LGUs is still On-going



QUARTERLY PHYSICAL REPORT OF OPERATIONS  
As of December 31, 2017

Department : **Department of the Interior and Local Government (DILG)**  
Agency : **Office of the Secretary**  
Operating Unit:  
Organization Code (UACS) : **14 001 01 0000**

- ☒ Current Year Appropriations
- ☐ Supplemental Appropriations
- ☐ Continuing Appropriations
- ☐ Off-Budget Account

PARTICULARS	UACS CODE	Physical Targets (Budget Year)					Physical Accomplishments					Variance As of December 31, 2017	Remarks	
		1st Qtr	2nd Qtr	3rd Qtr	4th Qtr	TOTAL	1st Qtr	2nd Qtr	3rd Qtr	4th Qtr	TOTAL			
- No. of LGUs provided with technical assistance on programs and projects related to economic development, climate change adaptation, and disaster risk reduction and management	109003010200000	Econ. Devt.-5	Econ. Devt.-20	DRR - 50	DRR - 55	Econ. Devt.-25 DRR - 105	- 42 CMs*  - 5 LGUs **	20 CMs - TA on BPLS Automation 80 CMs - coaching and mentoring on B 5 CMs - TA on BPLS end to end transa 9 CMs - CapDev on BPLS automation 373 LGUs - oriented on P4 106- Mainstreaming DRR-CCA	20 85 20 9 540 106	20 85 25 9 913 106		*Cities/Municipalities provided with orientation//TA/Training on Business Plan formulation, updating of Local Investment and Incentives and Local Revenue Codes ** LGUs trained on Workforce Development Plan Formulation		
1.2 Local Governance Performance Management Program Performance Based Challenge Fund for Local Government Units (LGUs)														
- No. of qualified PCMs provided with the Performance Challenge Fund (PCF) subsidy						100% of qualified LGUs	100% of qualified LGUs				100% of qualified LGUs	100% of qualified LGUs	-	
- % completion of PCF projects a) 2011-2015						95% of PCF projects completed	95% of PCF projects completed				97% of PCF projects completed	97% of PCF projects completed	(2%)	
b) 2016					75% out of 97 PCF funded projects in 2016 completed	75% out of 97 PCF funded projects in 2016 completed				61% or 59 out of 97 PCF funded projects in 2016 completed	61% or 59 out of 97 PCF funded projects in 2016 completed	14%		
- No. of LGUs with completed projects validated	109004100600001	25 LGUs	25 LGUs			50 LGUs			59		59	-9		
1.3 Civil Society Organization/Peoples Participation Partnership Program														
- No. of LGUs conducted CSIS Survey				30 municipalities 15 cities for 2nd round 3 cities not yet covered		30 municipalities 15 cities for 2nd round 3 cities not yet covered			30 muns 15 cities		30 muns 15 cities	- -	3 cities not yet covered	

**QUARTERLY PHYSICAL REPORT OF OPERATIONS**  
**As of December 31, 2017**

Department : **Department of the Interior and Local Government (DILG)**  
 Agency : **Office of the Secretary**  
 Operating Unit:  
 Organization Code (UACS) : **14 001 01 0000**

- |                                     |                                    |
|-------------------------------------|------------------------------------|
| <input checked="" type="checkbox"/> | <b>Current Year Appropriations</b> |
| <input type="checkbox"/>            | Supplemental Appropriations        |
| <input type="checkbox"/>            | Continuing Appropriations          |
| <input type="checkbox"/>            | Off-Budget Account                 |

[illegible]

<input checked="" type="checkbox"/>	Current Year Appropriations
<input type="checkbox"/>	Supplemental Appropriations
<input type="checkbox"/>	Continuing Appropriations
<input type="checkbox"/>	Off-Budget Account

PARTICULARS	UACS CODE	Physical Targets (Budget Year)					Physical Accomplishments					Variance As of December 31, 2017	Remarks
		1st Qtr	2nd Qtr	3rd Qtr	4th Qtr	TOTAL	1st Qtr	2nd Qtr	3rd Qtr	4th Qtr	TOTAL		
2.1 Support for the Assistance to Muns. Projects (Empowerment Fund) - No. of LGUs with formulated plans for FY 2018	109004100600004	800	573			1373	**	1,372 submitted list of projects from LDIP	1,372	-	1,372	1	**LGUs do not need to formulate new plan for 2018 instead list of projects will be generated from their LDIP, budget for this activity will be used for the activities related to the review of the LDIP in 3rd Qtr
- No. of ADM projects status/implementation implementation monitored		4,440	4,440	4,440	4,440	4,440	4,440	4,440	4,440		4,440	0	
- No. of LGUs oriented/trained/ capacitated on ADM			1,373			1373	1,489				1,489	-116	
- No. of LGUs trained on 3rd party monitoring - No. of LGUs with FY 2017 LPRAPs				736	637	1373						-	
2.2 Provision for Potable Water Supply - SALINTUBIG	109004100600005												Activities for TPE will be conducted in coordination with LGA  LPRAPs no longer required/gathered because of discontinuation of BUB program
- No. of LGUs provided with technical assistance in project preparation, and implementation and operation and management of water facilities			114 LGUs	122 LGUs	72 LGUs	308 LGUs		133 LGUs	54	17	204 LGUs	104 LGUs	
- No. of LGUs provided with financial subsidy			60 LGUs	79 LGUs	65 LGUs	204		52	95	57	204 LGUs	0	
- No. of projects monitored		204 sub-projects	204 sub-projects	204 sub-projects	204 sub-projects	204 sub-projects	204 sub-projects	204 sub-projects	302 sub-projects	302 sub-projects	302 sub-projects	-98	
2.3 Capacitating LGUs on Housing and Resettlement Governance													Approved no. of sub-projects is 302



**QUARTERLY PHYSICAL REPORT OF OPERATIONS**  
**As of December 31, 2017**

<input checked="" type="checkbox"/>	Current Year Appropriations
<input type="checkbox"/>	Supplemental Appropriations
<input type="checkbox"/>	Continuing Appropriations
<input type="checkbox"/>	Off-Budget Account

Department : **Department of the Interior and Local Government (DILG)**  
Agency : **Office of the Secretary**  
Operating Unit:  
Organization Code (UACS) : **14 001 01 0000**

PARTICULARS	UACS CODE	Physical Targets (Budget Year)					Physical Accomplishments					Variance As of December 31, 2017	Remarks
		1st Qtr	2nd Qtr	3rd Qtr	4th Qtr	TOTAL	1st Qtr	2nd Qtr	3rd Qtr	4th Qtr	TOTAL		
- No. of LGUs provided transitional resettlement assistance to support the provision of basic services in resettlement sites							**	**					**Region III-Php2,029,000.00, Region IVA-Php1,350,220.00, NCR-Php750,220.00 (Clearance is already approved by OIC and PMO is currently waiting for SARO)
a) Establishment of coordinating center or One-Stop-Shop			6	6		12				12	12	0	
b) Maintenance of Community Facilities			6	6		12				12	12	0	
c) Wages/Compensation for Community Workers			6	6		12				12	12	0	
d) Augmentation Fund Support to community development programs			6	6		12				12	12	0	
- No. of POs/CSOs provided capacity building	203004060100002	3	3	9	3	18					0		This activity will not be conducted since it is already integrated in the Capacity bldg for Pos and Cos for People's Plan
<b>KRA 3: Rapid, inclusive and sustained economic growth</b>													
<b>3.1 Building Business Friendly and Competitive LGUs</b>													
- No. of LGUs oriented on:													
a) Business Plan Formulation	203004060100001	5	20			25	-	18	12		30	-5	
b) Investment Promotions				9	16	25				30	30	-5	
c) Updating LIIC and LRC			13	12		25		13	12		25	0	
d) Formulation of Workforce Development Plans			5	20		25		13	5	25	43	-18	
- Info Communication Technology for improved LGU Competitiveness conducted					1	1				1	1	0	100 LGUs oriented

<input checked="" type="checkbox"/>	Current Year Appropriations
<input type="checkbox"/>	Supplemental Appropriations
<input type="checkbox"/>	Continuing Appropriations
<input type="checkbox"/>	Off-Budget Account

[illegible]





QUARTERLY PHYSICAL REPORT OF OPERATIONS  
As of December 31, 2017


Department : Department of the Interior and Local Government (C)  
Agency : Office of the Secretary  
Operating Unit:  
Organization Code (UACS) : 14 001 01 0000

- ☒ Current Year Appropriations
- ☐ Supplemental Appropriations
- ☐ Continuing Appropriations
- ☐ Off-Budget Account

PARTICULARS	UACS CODE	Physical Targets (Budget Year)					Physical Accomplishments					Variance As of December 31, 2017	Remarks
		1st Qtr	2nd Qtr	3rd Qtr	4th Qtr	TOTAL	1st Qtr	2nd Qtr	3rd Qtr	4th Qtr	TOTAL		
- No. of Emergency Communicators trained on effective emergency response			140			140	60	59			119	21	
KRA 5: Integrity of the Environment and Climate Change Adaptation and Mitigation													
5.1 Manila Bay Clean-Up, Rehabilitation and Preservation Program													
- No. of LGUs monitored on the compliance to SC Mandamus		178	178	178	178	178	178	178	178	178	178	0	
- No. of LGUs validated for the Manila BAYani Awards and Incentives Program	165004050300002	5				5	5				5	0	
- No. of LGUs granted awards and incentives (Regional level- 2017)					5	5				5	5		
- No. of LGUs granted awards and incentives (National level- 2016)		2				2		2			2	0	

Prepared By:   
FRANCISCO R. CRUZ, CESO III, MMG  
Planning Services Head/Planning Officer  
Date: April 24, 2018

In coordination with:   
GAUDENCIO L. APOSTOL  
Financial Services Head/Budget Officer  
Date: April 24, 2018

Approved By:   
EDUARDO M. AÑO  
Officer-in-Charge, DILG  
Date: April 24, 2018

