

REPUBLIC OF THE PHILIPPINES  
DEPARTMENT OF THE INTERIOR AND LOCAL GOVERNMENT

---

# **BUDGET ACCOUNTABILITY REPORT 1 (BAR 1)**



## **QUARTERLY PHYSICAL REPORT OF OPERATIONS**

**As of June 30, 2023**



Republic of the Philippines  
**DEPARTMENT OF THE INTERIOR AND LOCAL GOVERNMENT**  
DILG NAPOLCOM Center, EDSA cor. Quezon Avenue, West Triangle, 1104 Quezon City  
[www.dilg.gov.ph](http://www.dilg.gov.ph)

**JUL 28 2023**

**AMENAH F. PANGANDAMAN**


Secretary  
Department of Budget and Management  
Malacañang, Manila

Dear **Secretary Pangandaman**:

We are submitting the attached DILG-OSEC Quarterly Physical Report of Operations consisting of two parts: Part A (Major Final Output and its corresponding Performance Indicators) and Part B (Major Programs and Projects per Key Result Area), for the quarter ending June 30, 2023.

For your information and reference.

Very truly yours,

  
**ATTY. BENJAMIN C. ABALOS, JR.**  
Secretary



OSEC/BCA/PS-MED

Encl: Quarterly Physical Report of Operation (Budget Accountability Report BAR1)



DILG-OSEC 07282023-005



**DILG-OSEC – QUARTERLY PHYSICAL REPORT OF OPERATIONS**

**As of June 30, 2023**

---

**PART A :**

**Major Final Output**

## QUARTERLY PHYSICAL REPORT OF OPERATION

As of June 30, 2023

Department : Department of the Interior and Local Government (DILG)  
 Agency : Office of the Secretary  
 Operating Unit : Central Office  
 Organization Code : 14 001 0100000

Particulars 1	UACS CODE 2	Physical Target (Budget Year)					Physical Accomplishment (Budget Year)					Variance of 06/30/2023 13	Remarks 14
		1st Quarter 3	2nd Quarter 4	3rd Quarter 5	4th Quarter 6	Total 7	1st Quarter 8	2nd Quarter 9	3rd Quarter 10	4th Quarter 11	Total 12		
LOCAL GOVERNMENT EMPOWERMENT PROGRAM	310100000 000000												
OO : Local Governance Improved													
<b>Outcome Indicator</b>													
1. Percentage of assisted LGUs that are implementing relevant policies, plans, programs/projects and/or systems on various governance areas		10% of 1,591 PCMs	25% of 1,591 PCMs	40% of 1,591 PCMs	60% of 1,591 PCMs	60% of 1,591 PCMs	100% or 1,591 lgus	95.4% or 1,518 LGUs			95.4% or 1,518 LGUs	882	Completed
<b>Output Indicator</b>													
1. Number of LGUs provided with pertinent capacity-building/TA services on various governance areas		1,591 PCMs	1,591 PCMs	1,591 PCMs	1,591 PCMs	1,591 PCMs	1,591 PCMs	1,591 PCMs			1,591 PCMs	0	Completed
LOCAL GOVERNMENT PERFORMANCE OVERSIGHT AND RECOGNITION AND INCENTIVES PROGRAM	310200000 000000												
OO : Local Governance Improved													
<b>Outcome Indicators</b>													
1. Percentage of LGUs that consistently receive awards/ incentives for good local governance					5% of CY 2022 SGLG passers consistently passed in CY 2023	5% of CY 2022 SGLG passers consistently passed in CY 2023							
2. Percentage of LGUs that passed the criteria for good governance					10% of 1,653 PCMs	10% of 1,653 PCMs							
<b>Output Indicators</b>													
1. Number of LGUs provided with recognition/ incentives in accordance to set timelines					All SGLG passers/SGLGIF qualifiers	All SGLG passers/SGLGIF qualifiers							
2. Number of LGUs assessed on good local governance			1,653 PCMs			1,653 PCMs		1,354 P/C/MS			1,354 P/C/MS	-299	■ Ongoing assessment. Based on the adjusted timeline as indicated in Section 3.3.1 of DILG Memorandum Circular 2023-086, the conduct of Regional Assessment is until the 3rd week of July, 2023. All DILG Regional Offices are expected to endorse their shortlisted potential LGU passers (first batch) to the SGLG National Working Team on or before July 23, 2023.

Prepared By:

**VIVIAN P. SUANSING**  
 Director IV, Planning Service

Date:

In coordination with:

**ESTER A. ALDANA, CESO II**


Assistant Secretary for Finance and Comptrollership

Date:

Approved By:

**ATTY. BENJAMIN C. ABALOS, JR.**  
 Secretary

Date:





**DILG-OSEC – QUARTERLY PHYSICAL REPORT OF OPERATIONS**

**As of June 30, 2023**

---

**PART B :**

**Major Programs & Projects  
per Key Results Areas**

# QUARTERLY PHYSICAL REPORT OF OPERATION

As of June 30, 2023

Department : Department of the Interior and Local Government (DILG)

Agency : Office of the Secretary

Operating Unit: <not applicable>

Organization Code (UACS) : 14 001

PARTICULARS	Physical Targets					Physical Accomplishments					Variance as of 06/30/2023	Remarks
	1st Qtr	2nd Qtr	3rd Qtr	4th Qtr	TOTAL	1st Qtr	2nd Qtr	3rd Qtr	4th Qtr	TOTAL		
1	3	4	5	6	7=(3+4+5+6)	8	9	10	11	12=(8+9+10+11)	13	14
<b>PART B:</b>												
<b>MAJOR PROGRAMS/PROJECTS</b>												
<b>A. REGULAR PROGRAMS</b>												
<b>I. Support to Operations</b>												
<b>1. Monitoring and Evaluation of Assistance to LGUs (MEALGU)</b>												
<u>Progress Monitoring</u>												
-No. of governance reform policy prepared		1			1		0			0	-1	The drafting of the governance reform policy is ongoing. Relative to this, a Strategic Local Infrastructure Governance Workshop was conducted via Zoom with participants coming from selected provinces and from OPDS and UPDO sector. They were consulted on their experiences on the said reform areas and to identify future directions in the implementation of Governance Reforms and possible/desired behaviors of LGUs in the governance of local infra per subsector under full devolution. Continuous consultation with other stakeholders (LGA, LPP, DILG RO/PO) were also being conducted related to the said subject matter.
-No. /% of LGSF funded projects implemented monitored and evaluated FY 2021 and below	1674	(1674)	(1674)	(1674)	1674	1678	(1691)			1691	17	<b>Completed</b> Out of the 1,691 projects monitored (1,674 spillover and 17 additional under FALGU and DRRAP 2021), 1,096 were already completed, 373 are ongoing construction, 162 are on various stages of implementation (20 on procurement and 142 on pre-implementation stages) and 60 were cancelled/ terminated.  <i>Note: Total number of projects under MEALGU (FALGU and DRRAP) can be changed depending on the approval of eligible projects by the DBM.</i>



## QUARTERLY PHYSICAL REPORT OF OPERATION

As of June 30, 2023

Department : Department of the Interior and Local Government (DILG)

Agency : Office of the Secretary

Operating Unit: &lt;not applicable&gt;

Organization Code (UACS) : 14 001

PARTICULARS	Physical Targets					Physical Accomplishments					Variance as of 06/30/2023	Remarks
	1st Qtr	2nd Qtr	3rd Qtr	4th Qtr	TOTAL	1st Qtr	2nd Qtr	3rd Qtr	4th Qtr	TOTAL		
1	3	4	5	6	7=(3+4+5+6)	8	9	10	11	12=(8+9+10+11)	13	14
FY 2022	3111	(3111)	(3111)	(3111)	3111	2590	(2583)			2583	-528	A total of 2,583 projects under FALGU and GEF were actually funded in 2023 by DBM. Of this number, 450 projects were already completed, 728 are on-going construction, 1,399 are under procurement/pre-implementation stage and 6 are cancelled.  Note: Total number of projects under FALGU and GEF can be changed depending on the approval of eligible projects by the DBM.
FY 2023	100%	100%	100%	100%	100%	0%	100% (122 LGUs)			100% (122 LGUs)	0%	122 LGUs have received the NCA based on SARO with a total of 155 projects funded amounting to P778.685 Million (as of July). However, the implementation of GEF FY 2023 has been put on hold, pending the approval of the amendments to Executive Order (EO) 138.
<u>Provision of TA in project implementation</u>												
-Percentage of LGUs with projects at risk provided with TA	100%	100%	100%	100%	100%	**	**					**No related activities conducted since the provision of TA to LGUs with projects at risk is by request. However, monthly vetting and submission of projects categorized as "low, moderate, and high risk" is being conducted and forwarded to PMED for evaluation in compliance with ISO.
<u>Monitoring the achievement of Governance Reform</u>												
- No. of LGUs monitored/assessed/ evaluated on the ff. Governance Reform Areas (GRA)												
a) Information Management	80% of LGUs monitored on the uploading of FY2022 and FY2023 LGSF ongoing projects' geo-tagged photos in the SubayBAYAN	80% of LGUs monitored on the uploading of FY2022 and FY2023 LGSF ongoing projects' geo-tagged photos in the SubayBAYAN	80% of LGUs monitored on the uploading of FY2022 and FY2023 LGSF ongoing projects' geo-tagged photos in the SubayBAYAN	80% of LGUs monitored on the uploading of FY2022 and FY2023 LGSF ongoing projects' geo-tagged photos in the SubayBAYAN	80% of LGUs monitored on the uploading of FY2022 and FY2023 LGSF ongoing projects' geo-tagged photos in the SubayBAYAN	80%	(80%)			80%	0%	<b>Completed</b> 80% of the LGUs were monitored in the uploading of FY2022 and 2023 LGSF projects of which 440 LGUs have uploaded geotagged photos in SubayBayan for infrastructure projects as of June 2023  FALGU 2022 - 297 LGUs GEF 2022 - 135 LGUs CMGP 2022 - 8 LGUs

# QUARTERLY PHYSICAL REPORT OF OPERATION

As of June 30, 2023

Department : Department of the Interior and Local Government (DILG)

Agency : Office of the Secretary

Operating Unit: <not applicable>

Organization Code (UACS) : 14 001

PARTICULARS	Physical Targets					Physical Accomplishments					Variance as of 06/30/2023	Remarks
	1st Qtr	2nd Qtr	3rd Qtr	4th Qtr	TOTAL	1st Qtr	2nd Qtr	3rd Qtr	4th Qtr	TOTAL		
1	3	4	5	6	7=(3+4+5+6)	8	9	10	11	12=(8+9+10+11)	13	14
b) Project Planning and Design	76 PLGUs monitored on the utilization of LRNDP as basis for road projects	(76 PLGUs monitored)	(76 PLGUs monitored)	(76 PLGUs monitored)	76 PLGUs monitored on the utilization of LRNDP as basis for road projects	76 PLGUs	(76 PLGUs)			76 PLGUs	0	Completed
	68 LGUs monitored w/ adopted WASH sector plans being used for identifying WSS projects for funding	(68 LGUs monitored)	(68 LGUs monitored)	(68 LGUs monitored)	68 LGUs monitored with adopted WASH sector plans being used for identifying WSS projects for funding	68 LGUs	(68 LGUs)			68 LGUs	0	Completed
c) Construction Management	100% of LGUs monitored using QAAR Tools	100% of LGUs monitored using QAAR Tools	100% of LGUs monitored using QAAR Tools	100% of LGUs monitored using QAAR Tools	100% of LGUs monitored using QAAR Tools	100% of LGUs	100% of LGUs			100% of LGUs		Completed
d) Operation and Maintenance/ Asset Management				20 LGU-managed water utilities monitored/ assessed on the performance using the Key Performance Indicators (KPIs)	20 LGU-managed water utilities monitored/ assessed on the performance using the Key Performance Indicators (KPIs)							



# QUARTERLY PHYSICAL REPORT OF OPERATION

As of June 30, 2023

Department : Department of the Interior and Local Government (DILG)

Agency : Office of the Secretary

Operating Unit: <not applicable>

Organization Code (UACS) : 14 001

PARTICULARS	Physical Targets					Physical Accomplishments					Variance as of 06/30/2023	Remarks
	1st Qtr	2nd Qtr	3rd Qtr	4th Qtr	TOTAL	1st Qtr	2nd Qtr	3rd Qtr	4th Qtr	TOTAL		
1	3	4	5	6	7=(3+4+5+6)	8	9	10	11	12=(8+9+10+11)	13	14
<p>416 LGUs monitored in booking up of local road assets in compliance with COA Circular No 215-008</p> <p><u>Implementation of Capacity Development Programs</u></p> <p>- No. of LGUs trained on the ff. Governance Reform Areas (GRA)</p> <p>a) Project Planning and Design</p>	<p>416 LGUs monitored in booking up of local road assets in compliance with COA Circular No 215-008</p> <p>100 LGUs trained on the Preparation of Detailed Engineering Design (DED) for Water Supply (Water Source Development &amp; EPANET)</p>	<p>(416 LGUs monitored)</p> <p>60 LGUs oriented/attended Seminar on DED Preparation Standards for Vertical Structures</p>	<p>(416 LGUs monitored)</p> <p>192 LGUs trained on Environmental and Social Safeguards</p> <p>48 LGUs oriented/attended Seminar on DED Preparation Standards for Vertical Structures</p>	<p>(416 LGUs monitored)</p> <p>66 LGUs trained on Environmental and Social Safeguards</p> <p>108 LGUs oriented/attended Seminar on DED Preparation Standards for Vertical Structures</p>	<p>416 LGUs monitored in booking up of local road assets in compliance with COA Circular No 215-008</p> <p>258 LGUs trained on Environmental and Social Safeguards</p> <p>100 LGUs trained on the Preparation of Detailed Engineering Design (DED) for Water Supply (Water Source Development &amp; EPANET)</p> <p>108 LGUs oriented/attended Seminar on DED Preparation Standards for Vertical Structures</p>	<p>**</p> <p>76 LGUs trained on the preparation of DED for Water Supply (Water Source Development &amp; EPANET)</p>	<p>416 LGUs</p> <p>88 LGUs</p>		<p>47%</p>	<p>416 LGUs</p> <p>88 LGUs</p>	<p>0</p> <p>-24</p> <p>28</p>	<p>Completed</p> <p>24 LGUs were not able to attend due to conflict in the schedules</p> <p>Completed Exceeded the target by 47% or 88 LGUs</p>

# QUARTERLY PHYSICAL REPORT OF OPERATION

As of June 30, 2023

Department : Department of the Interior and Local Government (DILG)

Agency : Office of the Secretary

Operating Unit: <not applicable>

Organization Code (UACS) : 14 001

PARTICULARS	Physical Targets					Physical Accomplishments					Variance as of 06/30/2023	Remarks
	1st Qtr	2nd Qtr	3rd Qtr	4th Qtr	TOTAL	1st Qtr	2nd Qtr	3rd Qtr	4th Qtr	TOTAL		
1	3	4	5	6	7=(3+4+5+6)	8	9	10	11	12=(8+9+10+11)	13	14
b) Construction Management and Operation and Maintenance		25 LGUs trained on DED with Structural Analysis for Vertical Structures using STAAD.PRO	25 LGUs trained on DED with Structural Analysis for Vertical Structures using STAAD.PRO		50 LGUs trained on DED with Structural Analysis for Vertical Structures using STAAD.PRO		19 LGUs			19 LGUs	-6	Six (6) LGUs were not able to attend the actual training due to conflict in schedules
		35 LGUs trained on Non-Revenue Water - Phase II	200 LGUs trained on Non-Revenue Water - Phase I		235 LGUs trained on Non-Revenue Water: Ph I - 200 LGUs Ph II - 35 LGUs		0			0	-35	The training was postponed and proposed to be conducted by the 2nd Semester of 2023 due to the unavailability and conflict of schedule of the resource person.
			100 LGUs trained on Building Operations and Maintenance	100 LGUs trained on Building Operations and Maintenance	200 LGUs trained on Building Operations and Maintenance							
		120 LGUs trained on Local Road Maintenance Management (LRMM)	120 LGUs trained on Local Road Maintenance Management (LRMM)		240 LGUs trained on on Local Road Maintenance Management (LRMM)		234 LGUs			234 LGUs	114	<b>COMPLETED</b> Exceeded the target by 95% or 114 LGUs
c) Asset Management		80 LGUs trained on Local Road Asset Management (LRAM)	80 LGUs trained on Local Road Asset Management (LRAM)		160 LGUs trained on Local Road Asset Management (LRAM)		74 LGUs			74 LGUs	-6	Six (6) LGUs were not able to attend the training due to conflict in schedules
d) Procurement		107 LGUs trained on 9184 and its IRR for GEF Barangays	163 LGUs trained on 9184 and its IRR for GEF Barangays		270 LGUs trained on 9184 and its IRR for GEF Barangays		0			0	-107	The training was <b>canceled</b> due to the forthcoming barangay elections, and considering that the participants are barangay officials. Also, the Local Government Academy (LGA) is conducting the same training this year.



# QUARTERLY PHYSICAL REPORT OF OPERATION

As of June 30, 2023

Department : Department of the Interior and Local Government (DILG)

Agency : Office of the Secretary

Operating Unit: <not applicable>

Organization Code (UACS) : 14 001

PARTICULARS	Physical Targets					Physical Accomplishments					Variance as of 06/30/2023	Remarks
	1st Qtr	2nd Qtr	3rd Qtr	4th Qtr	TOTAL	1st Qtr	2nd Qtr	3rd Qtr	4th Qtr	TOTAL		
1	3	4	5	6	7=(3+4+5+6)	8	9	10	11	12=(8+9+10+11)	13	14
<i>Production of knowledge products and IEC materials</i>												
- No. of strategic communication plan developed	1				1	1				1	0	Completed
- No. of project completion reports prepared	7				7	7				7	0	Completed Prepared PCR for the following Programs: 1) SALINTUBIG 2) PAMANA 3) Bottom-up Budgeting (BUB) 4) Recovery Assistance on Yolanda (RAY) 5) Bohol Earthquake Assistance (BEA) 6) Assistance to Municipalities (AM) 7) CMGP
<b>II. Operations</b>												
<b>1. LG Empowerment Program</b>												
<b>1.1 Supervision and Development of Local Governments (ROs - regular funds)</b>												
- No. of LGUs provided with technical assistance on accountable, transparent, participative and effective local governance	1,591 PCMs	1,591 PCMs	1,591 PCMs	1,591 PCMs	1,591 PCMs	1,591 PCMs	1,591 PCMs			1,591 PCMs	0	Completed
<b>1.2 Strengthening of Peace and Order Councils (POCs)</b>												
- No. of orientation conducted on the POC performance audit	1				1	**	1			1	0	Completed
- Annual POC Performance Audit conducted		1			1		1			1	0	Completed

# QUARTERLY PHYSICAL REPORT OF OPERATION

As of June 30, 2023

Department : Department of the Interior and Local Government (DILG)

Agency : Office of the Secretary

Operating Unit: <not applicable>

Organization Code (UACS) : 14 001

PARTICULARS	Physical Targets					Physical Accomplishments					Variance as of 06/30/2023	Remarks
	1st Qtr	2nd Qtr	3rd Qtr	4th Qtr	TOTAL	1st Qtr	2nd Qtr	3rd Qtr	4th Qtr	TOTAL		
1	3	4	5	6	7=(3+4+5+6)	8	9	10	11	12=(8+9+10+11)	13	14
- No. of LGUs audited on their functionality		1,653 P/C/Ms			1,653 P/C/Ms		1686 PCMs			1686 PCMs	0	Completed
- No. of LGUs monitored and evaluated on their POPSP PCMS Physical and Financial Plan (Reporting Form 1 - 1st Semester of 2023)				1,653 P/C/Ms	1,653 P/C/Ms							
- No. of LGUs monitored and evaluated on their POPSP PCMS Physical and Financial Plan (Reporting Form 1 - 2nd Semester of 2022)		1,653 P/C/Ms			1,653 P/C/Ms	117 PCMs	1598 PCMs			1715 PCMs	62	COMPLETED Exceeded the target by 4% or 62 LGUs
- No. of LGUs monitored and evaluated on their POPSP PCMS Physical and Financial Plan (Reporting Form 2 - 2022)		1,653 P/C/Ms			1,653 P/C/Ms	39	1676			1715	62	COMPLETED Exceeded the target by 4% or 62 LGUs
<b>II. Local Government Performance Oversight and Recognition and Incentives Program</b>												
<b>2.1 Local Governance Performance Management Program - Seal of Good Local Governance Incentive Fund (SGLG Fund)</b>												
- No. of eligible LGUs granted with subsidy				100% of all eligible LGUs	100% of all eligible LGUs							
- No. of qualified LGUs awarded with the Seal				100% of all qualified LGUs	100% of all qualified LGUs							
- No. of policies on the implementation of the SGLG Incentive Fund formulated and issued			1	1	2							



# QUARTERLY PHYSICAL REPORT OF OPERATION

As of June 30, 2023

Department : Department of the Interior and Local Government (DILG)

Agency : Office of the Secretary

Operating Unit: <not applicable>

Organization Code (UACS) : 14 001

PARTICULARS	Physical Targets					Physical Accomplishments					Variance as of 06/30/2023	Remarks
	1st Qtr	2nd Qtr	3rd Qtr	4th Qtr	TOTAL	1st Qtr	2nd Qtr	3rd Qtr	4th Qtr	TOTAL		
1	3	4	5	6	7=(3+4+5+6)	8	9	10	11	12=(8+9+10+11)	13	14
- No. of LGUs assessed on good local governance		1,653 P/C/Ms			1,653 P/C/Ms		1,354 P/C/Ms			1,354 P/C/Ms	-299	Ongoing regional assessment until the 3rd week of July 2023 (per Section 3.3.1 of the DILG Memorandum Circular 2023-086). Hence, all DILG Regional Offices are expected to endorse their 1st shortlisted potential LGU passers to the SGLG National Working Team on or before July 23, 2023.
- No. of RFPs, PFPs, and Cluster Heads trained on the PCF-SGLG Incentive Fund Website			304 RFPs, PFPs, and Cluster Heads		304 RFPs, PFPs, and Cluster Heads							
- No. of Regional and Field PCF-SGLG Incentive Fund Focal Persons and LGU functionaries capacitated on SGLG Fund implementation				1122 Regional and Field PCF-SGLG Incentive Fund Focal Persons and LGU Functionaries	1122 Regional and Field PCF-SGLG Incentive Fund Focal Persons and LGU Functionaries							
- No. of PCF-SGLG Incentive Fund projects audited and validated		5 projects per region	(5 projects per region)	(5 projects per region)	5 projects per region		**moved to 3rd Qtr			0	5 projects per region	**Majority of the 2022 projects are still under implementation and the development of M&E Impact Assessment tool is ongoing.
- No./% of LGUs with proposed FY 2023 PCF-SGLGIF projects reviewed and				100% of all qualified LGUs	100% of all qualified LGUs							
- No./% of PCF-SGLGIF projects monitored and evaluated	100% of PCF-SGLGIF projects monitored	100% of PCF-SGLGIF projects monitored	100% of PCF-SGLGIF projects monitored	100% of PCF-SGLGIF projects monitored	100% of PCF-SGLGIF projects monitored	100% of PCF-SGLGIF projects for FY 2010-2019 monitored	100% of PCF-SGLGIF projects for FY 2010-2019 monitored			100% of PCF-SGLGIF projects for FY 2010-2019 monitored	0	Completed
	50% of projects' status encoded in the system	70% of projects' status encoded in the system	80% of projects' status encoded in the system	90% of projects' status encoded in the system	90% of projects' status encoded in the system	Ongoing encoding of FY 2022 projects in the system	83.8% of projects' status encoded in the system			83.8% of projects' status encoded in the system	13.8%	Completed

QUARTERLY PHYSICAL REPORT OF OPERATION

As of June 30, 2023

Department : Department of the Interior and Local Government (DILG)  
Agency : Office of the Secretary  
Operating Unit: <not applicable>  
Organization Code (UACS) : 14 001

PARTICULARS	Physical Targets					Physical Accomplishments					Variance as of 06/30/2023	Remarks
	1st Qtr	2nd Qtr	3rd Qtr	4th Qtr	TOTAL	1st Qtr	2nd Qtr	3rd Qtr	4th Qtr	TOTAL		
1	3	4	5	6	7=(3+4+5+6)	8	9	10	11	12=(8+9+10+11)	13	14
- % of projects in 2017-2019 completed	100% of 1,098 projects				100% of 1,098 projects	1,088 (99.09%) of 1,098 projects completed	1,090 (99.27%) of 1,098 projects completed			1,090 (99.27%) of 1,098 projects completed	-8	Eight (8) projects are currently ongoing implementation
<b>B. LOCALLY-FUNDED PROJECTS</b>												
<b>1. Support for Local Governance Program (SLGP)</b>												
<b>1.1 Enhancing the overall effectiveness and efficiency of Local Government Units (LGUs)</b>												
- Number of policies developed on enhancing the overall effectiveness and efficiency of LGUs	2				2	2				2	0	Completed
- Number of LGUs assisted in the development of risk-informed CDPs		51	52	51	154		40			40	-11	Ongoing conduct of the activity
- Number of DILG Region Offices capacitated on DTP alignment to LDIP	(16)	(16)	(16)	16	16	16	(16)		16	16	0	Completed Continuing target for the entire FY 2023
<b>1.2 Deepening participatory governance and bolstering public accountability and integrity</b>												
- Number of citizens attended the townhall meetings		9,000	8,000		17,000		29,668			29,668	20,668	Completed (included is the attendance from virtual and Livestream)
- Number of activities in support of the PH-OGP National Action Plan formulation	1	1			2	1	1			2	0	Completed
- Number of CSO members in Local Development Councils and Local People's Councils capacitated		1,000 CSO members in LDCs	1,512 CSO members in LDCs		2,512 CSO members in LDCs		357 CSO members in LDCs			357 CSO members in LDCs	-643	Ongoing conduct of the activity



QUARTERLY PHYSICAL REPORT OF OPERATION

As of June 30, 2023

Department : Department of the Interior and Local Government (DILG)  
Agency : Office of the Secretary  
Operating Unit: <not applicable>  
Organization Code (UACS) : 14 001

PARTICULARS	Physical Targets					Physical Accomplishments					Variance as of 06/30/2023	Remarks
	1st Qtr	2nd Qtr	3rd Qtr	4th Qtr	TOTAL	1st Qtr	2nd Qtr	3rd Qtr	4th Qtr	TOTAL		
1	3	4	5	6	7=(3+4+5+6)	8	9	10	11	12=(8+9+10+11)	13	14
		153 CSO members in Local People's Councils			153 CSO members in Local People's Councils		153 CSO members in Local People's Councils			153 CSO members in Local People's Councils	0	Completed
- Number of DILG regional/field offices provided support in the deployment of Participatory Governance Metrics Tool for pilot LGUs	(16)	(16)	(16)	16	16	**	16			16	0	Continuing target for CY 2023
2. Civil Society Organization/Peoples Participation Partnership Program (CSO/PPPP)												
- No. of LRI trainings conducted	3 12 LRIs				3 12 LRIs	2 12 LRIs	1			3 12 LRIs	0	Completed
- No. of LGUs covered by CSIS (Service Delivery Baseline Data Collection or SDBDC)	12 cities				12 cities	12 HUCs				12 HUCs	0	Completed
- No. of LRI teams provided with TA for the conduct of the CSIS fieldwork	12				12	12 LRI Teams				12 LRI Teams	0	Completed
- No. of Utilization Conferences conducted			12		12							
- No. of round table discussions conducted		1			1		1			1	0	Completed
- No. of CSO-PPPP National Summit conducted				3	3							
3. Improve LGU Competitiveness and Ease of Doing Business (EODB)												
3.1 Streamlining of LGU Regulatory Processes for EODB												
- No. of LGU participants capacitated and oriented on policies and tools in compliance to the EODB Law	500				500	**	630			630	130	Completed

# QUARTERLY PHYSICAL REPORT OF OPERATION

As of June 30, 2023

Department : Department of the Interior and Local Government (DILG)

Agency : Office of the Secretary

Operating Unit: <not applicable>

Organization Code (UACS) : 14 001

PARTICULARS	Physical Targets					Physical Accomplishments					Variance as of 06/30/2023	Remarks
	1st Qtr	2nd Qtr	3rd Qtr	4th Qtr	TOTAL	1st Qtr	2nd Qtr	3rd Qtr	4th Qtr	TOTAL		
1	3	4	5	6	7=(3+4+5+6)	8	9	10	11	12=(8+9+10+11)	13	14
- No. of P/C/M/Bs capacitated on Reengineering, Repeal, BPLS, BPCO, Integration of Barangay Clearance, and Rationalization of Fees and Charges	240 P/C/M/Bs	359 P/C/M/Bs			599 P/C/M/Bs	**	808			808	209	Completed
- No. of C/Ms assessed on the use of ICT innovation			80 C/Ms		80 C/Ms							
- No. of cities audited on compliance to EODB Law			143 Cities		143 cities							
- No. /% of C/Ms monitored on BPLS Standards, BPCO Standards, Telco Standards, and EVOSS	100% C/Ms monitored on BPLS Standards, BPCO Standards, Telco Standards, and EVOSS				100% C/Ms monitored on BPLS Standards, BPCO Standards, Telco Standards, and EVOSS	100% of 1,516 C/Ms for BPLS; and 100% of 1,034 BPCOs	100% of 1,516 C/Ms for BPLS, Telco & EVOSS Standards; and 100% of 1,034 BPCOs			100% of 1,516 C/Ms for BPLS, Telco & EVOSS Standards; and 100% of 1,034 BPCOs	0	Completed
3.2 Promoting Competitiveness and Local Economic Opportunities												
- LEDIPO Guidebook developed			1		1							
- No. of C/Ms capacitated		75 C/Ms capacitated on LIIC and workforce development plan			75 C/Ms capacitated on LIIC and workforce development plan		45 CMs capacitated on LIIC and workforce development plan			45 CMs capacitated on LIIC and workforce development plan	-30	Ongoing activity until the end of 3rd Quarter 2023
			45 C/Ms with full-fledged LEDIPOs capacitated on LED		45 C/Ms with full-fledged LEDIPOs capacitated on LED							



# QUARTERLY PHYSICAL REPORT OF OPERATION

As of June 30, 2023

Department : Department of the Interior and Local Government (DILG)

Agency : Office of the Secretary

Operating Unit: <not applicable>

Organization Code (UACS) : 14 001

PARTICULARS	Physical Targets					Physical Accomplishments					Variance as of 06/30/2023	Remarks
	1st Qtr	2nd Qtr	3rd Qtr	4th Qtr	TOTAL	1st Qtr	2nd Qtr	3rd Qtr	4th Qtr	TOTAL		
1	3	4	5	6	7=(3+4+5+6)	8	9	10	11	12=(8+9+10+11)	13	14
- Strengthening Initiatives for Balanced Growth and Opportunities at the Localities (SIBOL) Portal developed and operational		1			1		**			0	-1	Ongoing consultation meetings for the development of the SIBOL Portal, which is expected to be fully operational by 4th Quarter 2023
- No. of Cities with approved proposal supported on Recovery Initiatives towards Sustained Local Economy (RISE) implementation		2			2		**			0	-2	Delays in the implementation due to the following reasons: 1) Presentation of LGUs' business plans was only completed in June 2023. A meeting will be scheduled with the concerned NGAs to customize the business plans based on the winning plan; and 2) Provision of Funds to ROs will be provided by 3rd Quarter of 2023
<b>4. 911 Emergency Services</b>												
- % of emergency calls responded to and reported to appropriate responders and accredited Local Call Centers	100%	100%	100%	100%	100%	100% or 7,675	100% or 6,867			100% of 14,542	0	Completed
- No. of capacity development activities conducted for E911 personnel			1 Emergency Call Handling Refresher Training		1 Emergency Call Handling Refresher Training							
- No. of Commissions Conference conducted	1	1	1	1	4	1	2			3	1	Completed
<b>5. LAN, WAN and IP Telephony Expansion</b>												
- No. of ICT software subscribed (VM Ware, HPE Proactive Care, Security Software, etc.)		1			1	14				14	13	Firewall licenses procured/subscribed for 16 Regional Offices and one (1) for DR Site; and there is an ongoing market analysis for software subscription
- % of ICT Equipment repaired and maintained		50%		50%	100%		50%			50%		

# QUARTERLY PHYSICAL REPORT OF OPERATION

As of June 30, 2023

Department : Department of the Interior and Local Government (DILG)

Agency : Office of the Secretary

Operating Unit: <not applicable>

Organization Code (UACS) : 14 001

PARTICULARS	Physical Targets					Physical Accomplishments					Variance as of 06/30/2023	Remarks
	1st Qtr	2nd Qtr	3rd Qtr	4th Qtr	TOTAL	1st Qtr	2nd Qtr	3rd Qtr	4th Qtr	TOTAL		
1	3	4	5	6	7=(3+4+5+6)	8	9	10	11	12=(8+9+10+11)	13	14
- % of cloud hosting services subscribed (AWS, Google, ect.)	100%				100%	100%				100%	0	Completed
- Internet Leased Line for ISTMS (200mbps)	2	(2)	(2)	(2)	2	2	(2)			2	0	Completed
- Internet Leased Line (20mbps) and Point-to-Point connectivity for DR Site	2	(2)	(2)	(2)	2	2	(2)			2	0	Completed
- Internet Leased Line for ROs	16	(16)	(16)	(16)	16	16	(16)			16	0	Completed
<b>6. Enhanced Comprehensive Local Integration Program (E-CLIP)</b>												
- Percentage of requests for financial assistance processed												
a) Former Rebels	100%	100%	100%	100%	100%	100% of 590 FRs	100% of 272 FRs			100% of 862 FRs	0	Completed
b) Former Violent Extremists	100%	100%	100%	100%	100%	100% of 2 FVEs	100% of 23 FVEs			100% of 25 FVEs	0	Completed
- No. of orientations for ECLIP Committee members from Luzon and Mindanao Cluster conducted	2				2	2				2	0	Completed -
- No. of Information, Education, and Communication (IEC) materials for local ECLIP implementors developed			5 AVPs		5 AVPs							
- Monitoring, Evaluation, Reporting and Learning (MERL) Tool developed			1		1							



# QUARTERLY PHYSICAL REPORT OF OPERATION

As of June 30, 2023

Department : Department of the Interior and Local Government (DILG)

Agency : Office of the Secretary

Operating Unit: <not applicable>

Organization Code (UACS) : 14 001

PARTICULARS	Physical Targets					Physical Accomplishments					Variance as of 06/30/2023	Remarks
	1st Qtr	2nd Qtr	3rd Qtr	4th Qtr	TOTAL	1st Qtr	2nd Qtr	3rd Qtr	4th Qtr	TOTAL		
1	3	4	5	6	7=(3+4+5+6)	8	9	10	11	12=(8+9+10+11)	13	14
<b>7. Philippine Anti-Illegal Drugs Strategy (PADS)</b>												
- No. of National/Regional BIDA activities conducted	4	4	4	4	16	4 National and Regional activities	4 National and Regional activities			8 National and Regional activities	3	Completed
- No. of activities conducted for Drug Abuse Prevention and Control (DAPC) week				1	1							
- No. of policies issued on anti-illegal drugs program	3	1			4	3				3	0	Completed
- No. of regional and provincial teams trained on SICAP-BADAC		93			93		93			93	0	Completed
- No. of provinces oriented on Special Drug Education Centers (SDECs)			50		50							
- No. of ADAC oriented on the anti-illegal drugs activities		1,715			1,715		1715			1715	0	Completed
- No. of P/C/M/B ADACs audited on their functionality			1,715 P/C/Ms		1,715 P/C/Ms							
		29,667 barangays			29,667 barangays		21,430 barangays			21,430 barangays	-8237	On-going conduct of BADAC audit
- ADAC Performance Awards conducted				1	1							
<b>8. Communicating for Perpetual end to Extreme violence and forming Alliance towards positive Change and Enriched communities (C4PEACE)</b>												

# QUARTERLY PHYSICAL REPORT OF OPERATION

As of June 30, 2023

Department : Department of the Interior and Local Government (DILG)

Agency : Office of the Secretary

Operating Unit: <not applicable>

Organization Code (UACS) : 14 001

PARTICULARS	Physical Targets					Physical Accomplishments					Variance as of 06/30/2023	Remarks
	1st Qtr	2nd Qtr	3rd Qtr	4th Qtr	TOTAL	1st Qtr	2nd Qtr	3rd Qtr	4th Qtr	TOTAL		
1	3	4	5	6	7=(3+4+5+6)	8	9	10	11	12=(8+9+10+11)	13	14
- No. of barangays with Retooled Community Support Program (RCSP) implemented	751	(751)	(751)	(751)	751	751	(751)			751	0	Completed
- No. of C/P LGUs with Capacitating Urban Communities for Peace and Development (CUCPD) implemented	95	(95)	(95)	(95)	95	95	(96)			96	1	Completed
- No. of other activities/initiatives on the Localization of EO70 supported	1	1	1	1	4	**	3			3	1	Completed
<b>9. Preventing and Countering Violent Extremism and Insurgency (PCVEI)</b>												
- No. of barangays trained on the localized National Action Plan PCVE Module		2,000			2,000		2000			2000	0	Completed
- No. of Chemical, Biological, Radiological and Nuclear (CBRN) Risk Mitigation/Simulation Exercises conducted	1	1			2	**	1			1	-1	Only the CBRN SIMEX Phase 1 - OEX was conducted and this was via virtual platform attended by representatives from the ATC-PMC, PNP EOD-K9 NHQ and R7, BJMP NHQ/PCVE Center, BFP NHQ & R7, DILG R7, Cebu City DRRMO, Cebu City LGOO/City Director, Cebu City PNP, AFP OJ8, Cebu City JE Hydro Personnel, and Cebu City POC.
- No. of first responders from BFP, PNP, PCG, AFP, OCD and DRRMO Officers capacitated on CBRN Risk Mitigation/Simulation Exercise	50	50			100	**	33			33	-67	Ongoing conduct of SIMEX; phases 2-3 are scheduled on July 12-13, 2023.
- No. of CMs capacitated on Community-Based Restoration and Reconciliation (CBRR) Guidebook	25	25			50	**	50			50	0	Completed
-No. of NAP PCVE Cluster implementation plans submitted by partner agencies		10			10		10			10	0	Completed



# QUARTERLY PHYSICAL REPORT OF OPERATION

As of June 30, 2023

Department : Department of the Interior and Local Government (DILG)

Agency : Office of the Secretary

Operating Unit: <not applicable>

Organization Code (UACS) : 14 001

PARTICULARS	Physical Targets					Physical Accomplishments					Variance as of 06/30/2023	Remarks
	1st Qtr	2nd Qtr	3rd Qtr	4th Qtr	TOTAL	1st Qtr	2nd Qtr	3rd Qtr	4th Qtr	TOTAL		
1	3	4	5	6	7=(3+4+5+6)	8	9	10	11	12=(8+9+10+11)	13	14
- No. of localized prevention and counter narrative on violent extremism for communities developed		1			1	1 localized prevention and counter narrative on VE for communities was developed	(1)			1 localized prevention and counter narrative on VE for communities was developed	0	Completed
- No. of KIA/KIPO and WIAWIPO beneficiaries provided with livelihood trainings in collaboration with TESDA, DTI and BSP	25	25	25		75	**	**			**	ANA	**No request received for the 1st/2nd quarters
<b>10. LGU Information Management Program</b>												
- Systems developed (additional reports and dashboards for the Executive Information System)			50%	50%	100%							
- Systems Enhanced:												
a) Work from Home Attendance Monitoring System	50%	50%			100%	50%	50%			100%	0%	Completed
b) Leave Monitoring System	50%	50%			100%	50%	50%			100%	0%	Completed
c) Document Management System	25%	25%	25%	25%	100%	25%	75%			100%	50%	Completed
d) DILG Intranet	25%	25%	25%	25%	100%	25%	25%			50%	0%	Completed
- % of ICT equipment procured	74%	26%			100%	74%	**			74%	-26%	Ongoing procurement of laptops
- % of ICT software procured		100%			100%		100%			100%	0%	Completed
- No. of ICT software subscribed	1		2		3	**	1			100%	0%	Completed
<b>11. Decentralization and Constitutional Reform Advocacy Campaign</b>												
- No. of policy briefers produced on devolution/decentralization, local governance and constitutional reforms	1	1	2		4	**	**			0	-2	**Moved to the 2nd semester due to unavailability of resource persons

# QUARTERLY PHYSICAL REPORT OF OPERATION

As of June 30, 2023

Department : Department of the Interior and Local Government (DILG)

Agency : Office of the Secretary

Operating Unit: <not applicable>

Organization Code (UACS) : 14 001

PARTICULARS	Physical Targets					Physical Accomplishments					Variance as of 06/30/2023	Remarks
	1st Qtr	2nd Qtr	3rd Qtr	4th Qtr	TOTAL	1st Qtr	2nd Qtr	3rd Qtr	4th Qtr	TOTAL		
1	3	4	5	6	7=(3+4+5+6)	8	9	10	11	12=(8+9+10+11)	13	14
- No. of workshops conducted on Finalizing DILG Proposed LG Code Amendments	2	2			4	**	**			0	-4	**Done with the procurement process. This activity will commence in Q3.
- No. of drafted bills/proposed amendments on the LG Code submitted to Congress				1	1							
- No. of NGA forum on Devolution conducted		1			1		**			0	-1	**Postponed due to the recent directives from the Office of the President (PBBM-2023-264-265) to suspend the implementation of EO No. 138, s. of 2021, titled, "Full Devolution of Certain Functions of the Executive Branch to Local Governments, Creation of a Committee on Devolution and For Other Purposes."
- No. of Conventions conducted			1 youth convention (150 youth pax)		1 youth convention (150 youth pax)							
			1 Decentralization and/or CORE CSO Convention		1 Decentralization and/or CORE CSO Convention							
			1 Futures Summit		1 Futures Summit							Completed
- No. of P/C/Ms capacitated to further devolution/decentralization and local governance reforms			1,200 P/C/M functionaries oriented (JMC on public financial management and DTP alignment to LDIP)		1,200 P/C/M functionaries oriented (JMC on public financial management and DTP alignment to LDIP)							
- No. of information dissemination and/or advocacy activities conducted		12 episodes of Public Service Program aired (TV, radio, digital platforms)	12 episodes of Public Service Program aired (TV, radio, digital platforms)		24 episodes of Public Service Program aired (TV, radio, digital platforms)	6	13			19	7	



# QUARTERLY PHYSICAL REPORT OF OPERATION

As of June 30, 2023

Department : Department of the Interior and Local Government (DILG)

Agency : Office of the Secretary

Operating Unit: <not applicable>

Organization Code (UACS) : 14 001

PARTICULARS	Physical Targets					Physical Accomplishments					Variance as of 06/30/2023	Remarks
	1st Qtr	2nd Qtr	3rd Qtr	4th Qtr	TOTAL	1st Qtr	2nd Qtr	3rd Qtr	4th Qtr	TOTAL		
1	3	4	5	6	7=(3+4+5+6)	8	9	10	11	12=(8+9+10+11)	13	14
		4 Media events/Press Conferences	4 Media events/Press Conferences	4 Media events/Press Conferences	12 Media events/Press Conferences		**			0	-4	**Postponed and waiting for further guidance from top management
<b>12. Lupong Tagapamayapa Incentives Awards (LTIA)</b>												
- No. of Regional Finalists and Runners-Up determined by the RAC and provided with Development Grants			62		62							
- No. of National Awards Committee (NAC) organized	1				1	1				1	0	Completed
- No. of National Board of Judges (NBOJ) reactivated		1			1		1			1	0	Completed
- No. of Top Lupong National Finalists determined thru Table Assessment and will undergo On-Site validation cum calibration of assessment results			12		12							
- No. of Awarding Ceremony conducted				1	1							
- No. of National Awardees conferred with Cash Awards				13	13							
				4 Nat'l Winners	4 Nat'l Winners							
				4 1st Runners Up	4 1st Runners Up							
				4 2nd Runners Up	4 2nd Runners Up							
				1 Hall of Famer	1 Hall of Famer							
- No. of Cluster Training on the LTIA Updated Assessment Indicator and Enhanced LTIA Information System conducted	3				3	3 (45 LTIA Regional and Focal Persons and IT Officers trained)				3 (45 LTIA Regional and Focal Persons and IT Officers trained)	0	Completed

# QUARTERLY PHYSICAL REPORT OF OPERATION

As of June 30, 2023

Department : Department of the Interior and Local Government (DILG)

Agency : Office of the Secretary

Operating Unit: <not applicable>

Organization Code (UACS) : 14 001

PARTICULARS	Physical Targets					Physical Accomplishments					Variance as of 06/30/2023	Remarks
	1st Qtr	2nd Qtr	3rd Qtr	4th Qtr	TOTAL	1st Qtr	2nd Qtr	3rd Qtr	4th Qtr	TOTAL		
1	3	4	5	6	7=(3+4+5+6)	8	9	10	11	12=(8+9+10+11)	13	14
<b>13. Manila Bay Clean Up</b>												
- No. of C/Ms participated on the Synchronization of Water Concessionaires waste water projects		17			17		17 CMs			17 CMs	0	Completed
- No. of barangays assessed under 2023 Barangay Environmental Compliance Audit (BECA)			2,325		2,325							
- No. of C/Ms provided with awards and incentives as Regional BECA Top Performers				6	6							
- No. of C/Ms capacitated/provided with TA	93 C/Ms - Orientation on EPR Act of 2022			94 C/Ms - Orientation on EPR Act of 2022	187 C/Ms - Orientation on Extended Producer Responsibility (EPR) Act of 2022	**	76 C/Ms			76 C/Ms	-17	**Ongoing conduct of orientation in the remaining 17 C/Ms in NCR and R3
		76 CMs - Revisiting of 10-year SWMP and BESWC			76 CMs - Revisiting of 10-year Solid Waste Management Plan (SWMP) and Brgy Ecological Solid Waste Management Plan (BESWC)		93 CMs			93 CMs	17	Completed
		76 C/Ms - Orientation on the creation and functionality of LIAC for LGUs under SC Mandamus			76 C/Ms - Orientation on the creation and functionality of Local Inter-Agency Committee (LIAC) for LGUs under SC Mandamus		76 C/Ms			76 C/Ms	0	Completed

QUARTERLY PHYSICAL REPORT OF OPERATION

As of June 30, 2023

Department : Department of the Interior and Local Government (DILG)

Agency : Office of the Secretary

Operating Unit: <not applicable>

Organization Code (UACS) : 14 001

PARTICULARS	Physical Targets					Physical Accomplishments					Variance as of 06/30/2023	Remarks
	1st Qtr	2nd Qtr	3rd Qtr	4th Qtr	TOTAL	1st Qtr	2nd Qtr	3rd Qtr	4th Qtr	TOTAL		
1	3	4	5	6	7=(3+4+5+6)	8	9	10	11	12=(8+9+10+11)	13	14
		76 C/Ms - Capdev on implementation of policies and guidelines on the Monitoring, Treatment and Resettlement of ISFs and maintenance of cleared areas			76 C/Ms - Capdev on implementation of policies and guidelines on the Monitoring, Treatment and Resettlement of ISFs and maintenance of cleared areas		76 C/Ms			76 C/Ms	0	Completed
	5 C/Ms - Coaching sessions on the finalization of the LCCAP				5 C/Ms - Coaching sessions on the finalization of the LCCAP	**	5 CMs			5 CMs	0	Completed (delayed implementation was due to the late release of sub-allotment)
		17 C/Ms - Orientation on the Manila Bay Data Capture Form for Disaster Risk Reduction and Climate Change Adaptation			17 C/Ms - Orientation on the Manila Bay Data Capture Form for Disaster Risk Reduction and Climate Change Adaptation		**			0	-17	**Activity implementation was moved to Q3 due to late downloading of funds
	19 C/Ms - Assistance on the formulation of basic Municipal Fisheries Ordinance				19 C/Ms - Assistance on the formulation of basic Municipal Fisheries Ordinance	18				18	-1	**Only 18 coastal LGUs of R3 are included based on the latest DILG issuance
			9 C/Ms - Assistance on the formulation of Coastal Resource Management Plan		9 C/Ms - Assistance on the formulation of Coastal Resource Management Plan							



# QUARTERLY PHYSICAL REPORT OF OPERATION

As of June 30, 2023

Department : Department of the Interior and Local Government (DILG)

Agency : Office of the Secretary

Operating Unit: <not applicable>

Organization Code (UACS) : 14 001

PARTICULARS	Physical Targets					Physical Accomplishments					Variance as of 06/30/2023	Remarks
	1st Qtr	2nd Qtr	3rd Qtr	4th Qtr	TOTAL	1st Qtr	2nd Qtr	3rd Qtr	4th Qtr	TOTAL		
1	3	4	5	6	7=(3+4+5+6)	8	9	10	11	12=(8+9+10+11)	13	14
- No. of coastal C/Ms validated for Regional Fisheries Compliance Audit (FishCA)												
<i>NCR</i>	5				5	5				5	0	Completed
<i>Region III</i>	20				20	18				18	-2	**Only 18 coastal LGUs of R3 are included based on the latest DILG issuance
<i>Region IV-A</i>	9				9	**	9			9	0	Completed
- No. of coastal C/Ms provided with cash incentives												
Regional FishCA		5			5		**			0	-5	**For sub-allotment after determining FishCA's top performers. The conduct of the audit was rescheduled on the first half of August 2023
National FishCA			1		1							
- No. of C/Ms provided with cash incentives under the Manila BAYani (MBAI)												
Regional Top Performers												Completed
<i>NCR</i>	3				3	3				3	0	
<i>Region III</i>	6				6	6				6	0	
<i>Region IV-A</i>	6				6	6				6	0	
National Top Performers			5		5							
- ManilaBAYani Awarding Ceremony conducted				1	1							

# QUARTERLY PHYSICAL REPORT OF OPERATION

As of June 30, 2023

Department : Department of the Interior and Local Government (DILG)


Agency : Office of the Secretary

Operating Unit: <not applicable>


Organization Code (UACS) : 14 001

PARTICULARS	Physical Targets					Physical Accomplishments					Variance as of 06/30/2023	Remarks
	1st Qtr	2nd Qtr	3rd Qtr	4th Qtr	TOTAL	1st Qtr	2nd Qtr	3rd Qtr	4th Qtr	TOTAL		
1	3	4	5	6	7=(3+4+5+6)	8	9	10	11	12=(8+9+10+11)	13	14
<b>14. Bantay Korapsyon</b>												
- No. of Local Sanggunians assessed in terms of their Quasi-Judicial Functions		1,579			1,579		**			0	-1,579	<p>**Two (2) orientations cum survey administration (Luzon and VisMin Clusters) conducted for the Secretaries to the Sangguniang Panlalawigan and DILG Field Officers.</p> <p>The Baseline Survey Tool was already disseminated to the DILG Field Officers of Provinces/Cities/ Municipalities. The expected return of all filled-out survey tools is on July 31.</p>
- No. of LGUs capacitated on Quasi-Judicial Functions	50	62	64		176	71	64			135	23	Completed
- Policy document formulated in support to strengthening integrity, participation, accountability and transparency in local governance		1			1		1			1	0	Completed (Guidelines for the conduct of Nationwide Baseline Survey)
- % of received complaints acted upon and referred to appropriate agencies	100%	100%	100%	100%	100%	100%	100%			100%	0	Completed


Prepared by:

  
**VIVIAN P. SUANSING**  
 Director IV, Planning Service

In Coordination with:

  
**ESTER A. ALDANA**  
 Assistant Secretary for  
 Administration, Finance and  
 Comptrollership

Approved

  
**ATTY. BENJAMIN C. ABALOS, JR.**  
 Secretary







**- BAR 1 -**