

QUARTERLY PHYSICAL REPORT OF OPERATION

As of December 31, 2022

Department : Department of the Interior and Local Government (DILG)
 Agency : Office of the Secretary
 Operating Unit : Central Office
 Organization Code (UACS) : 14 001 0100000

Particulars	UACS CODE	Physical Target (Budget Year)					Physical Accomplishment (Budget Year)					Variance as of 12/31/2022	Remarks
		1st Quarter	2nd Quarter	3rd Quarter	4th Quarter	Total	1st Quarter	2nd Quarter	3rd Quarter	4th Quarter	Total		
1	2	3	4	5	6	7	8	9	10	11	12	13	14
LOCAL GOVERNMENT EMPOWERMENT PROGRAM	310100000000000												
OO : Local Governance Improved													
Outcome Indicator													
1. Percentage of assisted LGUs that are implementing relevant policies, plans, projects/projects and/or systems on various governance areas		10% of 1,592 PCMs (excluding BARMM)	25% of 1,592 PCMs (excluding BARMM)	40% of 1,592 PCMs (excluding BARMM)	50% of 1,592 PCMs (excluding BARMM)	50% of 1,592 PCMs (excluding BARMM)	85% or 1,357 of 1,592 PCMs (excluding BARMM)	96.8% or 1,541 of 1,591 PCMs (excluding BARMM)	1,591 PCMs (excluding BARMM)	99.9% or 1,591 PCMs (excluding BARMM)	99.9% or 1,591 PCMs (excluding BARMM)	49.9%	Completed
Output Indicator													
1. Number of LGUs provided with pertinent capacity-building/TA services on various governance areas		1,592 PCMs (excluding BARMM)	1,592 PCMs (excluding BARMM)	1,592 PCMs (excluding BARMM)	1,592 PCMs (excluding BARMM)	1,592 PCMs (excluding BARMM)	1,592 PCMs (excluding BARMM)	1,591 PCMs (excluding BARMM)	1,591 PCMs (excluding BARMM)	1,591 PCMs (excluding BARMM)	1,591 PCMs (excluding BARMM)	-1	The variance of 1 LGU was due to the transfer of Cotabato City from Region XII to the Bangsamoro Autonomous Region in Muslim Mindanao (BARMM).
LOCAL GOVERNMENT PERFORMANCE OVERSIGHT AND RECOGNITION AND INCENTIVES PROGRAM	310200000000000												
OO : Local Governance Improved													
Outcome Indicators													
1. Percentage of LGUs that consistently receive awards/incentives for good local governance					10% of 1,653 PCMs	10% of 1,653 PCMs				13.9% or 230 PCMs	13.9% or 230 PCMs	3.9%	Number of LGUs consistent SGLG Passers/PCF Awardees from 2015-2019 and 2022
2. Percentage of LGUs that passed the criteria for good governance				15% of 1,653 PCMs		15% of 1,653 PCMs			20.4% (350 of 1,715 LGUs)	0.12% or 2 LGUs**	20.4% (350 of 1,715 LGUs)	7.52%	**In the 4th quarter, two (2) LGUs were added in the list of CY 2022 SGLG passers, namely: 1) San Juan, Abra - per CGLG Resolution No. 3 s. 2022; and 2) Camiling Tarlac, which passed the Test of
Output Indicators													
1. Number of LGUs provided with recognition/incentives in accordance to set timelines					All SGLG passers/ PCF qualifiers	All SGLG/PCF passers				352 LGUs	352 LGUs		Completed
2. Number of LGUs assessed on good local governance			1,653 PCMs			1,653 PCMs		1,715 PCMs (including BARMM)			1,715 PCMs (including BARMM)	62 PCMs	All 2022 SGLG Passers (352 LGUs) conferred, but still, no markers received Completed

Prepared By:

VIVIAN P. SUANSING
 Director IV, Planning Service

In coordination with:

ESTER A. ALDANA, CESO II
 Assistant Secretary for Finance and Comptrollership

Approved By:

ATTY. BENJAMIN C. ABALOS, JR.
 Secretary

PHYSICAL REPORT OF OPERATIONS (BAR1)

As of December 31, 2022

Department : Department of the Interior and Local Government (DILG)

Particulars	UACS Code	Physical Targets (Budget Year)					Physical Accomplishments					Variance as of December 31, 2022	Remarks
		1st Quarter	2nd Quarter	3rd Quarter	4th Quarter	Total	1st Quarter	2nd Quarter	3rd Quarter	4th Quarter	Total		
1	2	3	4	5	6	7=3+4+5+6	8	9	10	11	12=8+9+10+11		
PART B:													
Major Programs/Projects:													
I. LOCAL GOVERNMENT EMPOWERMENT PROGRAM	3101000000000000												
1.1 Supervision and Development of Local Governments (ROs - regular funds)	310100100001000												
- No. of LGUs provided with technical assistance on accountable, transparent, participative and effective local governance		1,592 PCMs (excluding BARMM)	1,592 PCMs (excluding BARMM)	1,592 PCMs (excluding BARMM)	1,592 PCMs (excluding BARMM)	1,592 PCMs (excluding BARMM)	1,591 PCMs (excluding BARMM)	1,591 PCMs (excluding BARMM)	1,591 PCMs (excluding BARMM)	1,591 PCMs (excluding BARMM)	1,591 PCMs (excluding BARMM)	1 LGU	Completed
1.2 Strengthening of Peace and Order Councils (POCs)	310100100002000												
- Annual POC Performance Audit conducted		1				1	1	1			2	1	Completed
- National POC and RPOC Cluster meetings conducted		1			1	2	1		**		1	-1	**Prepared all the necessary documents but failed to conduct the meeting due to the pending appointment of the new RPOC Chairpersons and Vice-Chairpersons
- Annual Program Evaluation and Strategic Planning conducted					1	1				1	1	0	Completed Facilitated MAF last Sept. 15, 2022
- No. of LGUs monitored and evaluated on their POPSP-PCMS Physical and Financial Plan													
* FY 2020													
* 2nd semester 2021		1,715				1,715	1375			1715	1715	0	Completed
* 1st semester 2022				1,715		1,715			1000	715	1715	0	Completed
- Skills Enhancement of POC Members and Secretariats conducted				1		1			1		1	0	Completed

Department : Department of the Interior and Local Government (DILG)

Particulars	UACS Code	Physical Targets (Budget Year)					Physical Accomplishments					Variance as of December 31, 2022	Remarks
		1st Quarter	2nd Quarter	3rd Quarter	4th Quarter	Total	1st Quarter	2nd Quarter	3rd Quarter	4th Quarter	Total		
1	2	3	4	5	6	7=3+4+5+6	8	9	10	11	12=8+9+10+11		
-Orientation on POC Performance Audit conducted		1				1	1				1	0	Completed
<u>Locally-Funded Projects:</u>													
1.3 Support for Local Governance Program (SLGP)	310100200004000												
Enhanced Overall Efficiency of the Local Government Structure and Strengthened Local Finances and Increased Fiscal Autonomy													
* Capacity development activities on enhancing overall efficiency of the local government structure and strengthening local finances and increasing fiscal autonomy													
- No. of regions capacitated			16			16		16			16	0	Completed
- No. of provinces capacitated			76			76		76			76	0	
- No. of LGUs capacitated			1592	1,516		1,516		1516			1516	0	
* Development of communication briefs, strategies and materials on ehancing overall efficiency of the local government structure and strengthening local finances and increasing fiscal autonomy													
- No. of IEC materials developed			2		1	3				1 SLGP-PMO Program Briefer	1	-2	Dropped the development of 2 IEC materials due to change in the implementation strategy
Strengthened Local Finances and Increased Fiscal Autonomy													
* Monitoring and Evaluation activities in support to strengthening local finances and increasing fiscal autonomy													
- No. of activities conducted		1	1	1	1	4	1	1	2		4	0	Completed

Department : Department of the Interior and Local Government (DILG)

Particulars	UACS Code	Physical Targets (Budget Year)					Physical Accomplishments					Variance as of December 31, 2022	Remarks
		1st Quarter	2nd Quarter	3rd Quarter	4th Quarter	Total	1st Quarter	2nd Quarter	3rd Quarter	4th Quarter	Total		
1	2	3	4	5	6	7=3+4+5+6	8	9	10	11	12=8+9+10+11		
Strengthened Good Governance at the local level	310100200005000												
- No. of townhall meetings conducted					20	20				29	29	9	Completed Actual accomplishment exceeded the target
- No. of citizens attended the virtual townhall meetings					10,000	10,000				35,974	35,974	25,974	Completed Actual accomplishment exceeded the target
- Participatory Governance Cluster initiatives supported		1	1	1	1	1	1	1	1		1	0	Completed
1.4 Civil Society Organization/Peoples Participation Partnership Program													
- No. of LRI teams trained		15				15	15				15	0	Completed
- No. of LRI trainings conducted		4				4	4				4	0	Completed
- No. of field officers trained on CSIS		45				45	71				71	26	Completed Actual accomplishment exceeded the target
- No. of municipalities covered by CSIS Service Delivery Baseline Data Collection (SDBDC)		15 mun				15 mun	15 municipalities				15 municipalities	0	Completed
- No. of utilization conferences conducted				15		15				10	10	-5	Full amount downloaded to ROs; last utilization conference shall be conducted not later than February 20, 2023
- No. of Local Governance Semestral Fora conducted				1		1			1		1	0	Completed Conducted virtually last August 24, 2022

Department : Department of the Interior and Local Government (DILG)

Particulars	UACS Code	Physical Targets (Budget Year)					Physical Accomplishments					Variance as of December 31, 2022	Remarks
		1st Quarter	2nd Quarter	3rd Quarter	4th Quarter	Total	1st Quarter	2nd Quarter	3rd Quarter	4th Quarter	Total		
1	2	3	4	5	6	7=3+4+5+6	8	9	10	11	12=8+9+10+11		
- No. of LRIs provided with grants for technical assistance	310100200007000		10			10 LRIs				11 LRIs	11	1	Completed
- No. of CSOs provided with grants for Participative Civil Society Organizations			5			5 CSOs				5 CSO grantees	5	0	Completed
- No. of CSO-PPPP National Summit conducted					1	1				1	1	0	Completed CSO/PPPP Summit conducted last December 5-7, 2022 at Hotel Kimberly
1.5 Improve LGU Competitiveness and Ease of Doing Business													
- No. of DILG Regional Focal Persons trained on BPLS/BPCO			16			16		92			92	76	Completed Actual accomplishment exceeded the target
- No. of LGUs trained on Electronic/Integrated Business Permit and Licensing System (eBPLS/iBPLS)			10	118		128			10	330	340	212	Completed Actual accomplishment exceeded the target
- No. of LGUs trained on Streamlining Building Permit and Certificate of Occupancy					188	188				296	296	108	Completed Actual accomplishment exceeded the target
- No. of LGUs trained on Rationalization of Fees and Charges (RFC)			15	95		110			12	52	64	-46	
- No. of LGUs trained on Updating of Local Revenue Code (LRC)			5	140		145		**					**Cancelled
- No. of LGUs trained on Repeal of Regulatory Policies			10	437		447			133	84	217	-230	
- No. of LGUs trained on Streamlining of LGU Systems and Procedures			20	418		438			22	33	55	-383	

Department : Department of the Interior and Local Government (DILG)

Particulars	UACS Code	Physical Targets (Budget Year)					Physical Accomplishments					Variance as of December 31, 2022	Remarks
		1st Quarter	2nd Quarter	3rd Quarter	4th Quarter	Total	1st Quarter	2nd Quarter	3rd Quarter	4th Quarter	Total		
1	2	3	4	5	6	7=3+4+5+6	8	9	10	11	12=8+9+10+11		
- No. of LGUs trained on Strengthening Capacities of LGUs in Integration of Barangay Clearance in LGU Permitting Process			10	136		146				375	375	229	Completed Actual accomplishment exceeded the target
- No. of LGUs monitored of LGU compliance on EODB				191		191			**		0	-191	**Ongoing development of the monitoring tool
- No. of LGUs trained on Advocacy and Managing Client Feedback through "Rate My LGU Service"					302	302				**			**Ongoing development of the system
- No. of LGUs trained on Retooling of Skills of Workers to Adapt to the New Normal through Strengthening Initiatives for Balanced Growth and Opportunities at the Localities (SIBOL)				141		141			**	115	115	-26	**Downloading of funds to ROs completed in 4th Quarter,
- No. of LGUs trained on Professionalizing LEDIPOs on Economic Recovery				223		223			**	643	643	420	Completed Actual accomplishment exceeded the target
- No. of LGUs trained on Advocacy on Local PPP Engagement				80		80			**		0	-80	**Cancelled - turnover of CapDev to PPP Center recognizing their expertise in the matter
1.6 911 Emergency Services	310100200011000												
- % of emergency calls responded to and reported to appropriate responders and accredited Local Call Centers		100% of 6,579	100% of 6,579	100% of 6,579	100% of 6,579	100%	144% or 9,475	162% or 10,671	166% or 10,913 1.6587627	159% or 10,433 41492	158% or 41,492	58%	Completed Actual accomplishment exceeded the target
- No. of CapDev for 911 personnel conducted a. Call Handling Refresher Course			1 95 pax			1 95 pax		1 34 pax	1 47 pax		2 84 pax	1	Completed
b. Non-Voice training				1 30 pax		1 30 pax				1 24 pax	1	0	Completed
- No. of Commissions Conference conducted		1	1	1	1	4	1	1	1	1	4	0	Completed

Department : Department of the Interior and Local Government (DILG)

Particulars	UACS Code	Physical Targets (Budget Year)					Physical Accomplishments					Variance as of December 31, 2022	Remarks
		1st Quarter	2nd Quarter	3rd Quarter	4th Quarter	Total	1st Quarter	2nd Quarter	3rd Quarter	4th Quarter	Total		
1	2	3	4	5	6	7=3+4+5+6	8	9	10	11	12=8+9+10+11		
- No. of Local Call Centers institutionalized/ established		1	1	1	1	4		1			1	-3	11 LGUs signified their intention to activate their LCCs and responded by this office accordingly for their compliance to the provisions provided in section 4 rule 6 of the IRR of EO 56. Only 1 LGU accomplished compliance on the 2nd quarter of 2022
1.7 LAN, WAN and IP Telephony Expansion	310100200032000												
- % of ICT equipment procured			14%	1		100%	100%				100%	0	Completed
- % of ICT software procured		100%				100%	80%	20%			100%	0	Completed
- No. of Internet Leased Line connected to CO-ISTMS (150 mbps)		1	(1)	(1)	(1)	1	1	(1)	(1)	(1)	1	0	Completed
- No. of SMS/GMS gateway subscribed		(16)	(16)	(16)	16	16	(16)	(16)	(16)	16	16	0	Completed
- No. of RICT Unit provided with Internet subscription allowance		(16)	(16)	(16)	16	16	(16)	(16)	(16)	16	16	0	Completed
- % of ICT equipment repaired and maintained in the Central Office			50%		50%	100%		50%		100%	100%	0	Completed
- No. of software subscribed (VM Ware, Firewall, Audio-Visual, Backup and Recovery solution)		3	1		1	5	**	**	2	2	4	-1	Completed
1.8 Enhanced Comprehensive Local Integration Program (E-CLIP)	310100200033000												
- No. of former rebels (FRs) and former violent extremists (FVEs) provided with the following financial assistance													
a. Immediate Assistance		500	300	220	206	1,226	485	204	264	105	1058	-168	Funds were insufficient to process requests for immediate,
b. Livelihood Assistance		200	200	170	150	720	324	134	198	72	728	8	livelihood, and reintergration assistance for the 4th quarter

Department : Department of the Interior and Local Government (DILG)

Particulars	UACS Code	Physical Targets (Budget Year)					Physical Accomplishments					Variance as of December 31, 2022	Remarks
		1st Quarter	2nd Quarter	3rd Quarter	4th Quarter	Total	1st Quarter	2nd Quarter	3rd Quarter	4th Quarter	Total		
1	2	3	4	5	6	7=3+4+5+6	8	9	10	11	12=8+9+10+11		
c. Firearms Remuneration to FRs' and FVEs' turned-in firearms	310100200047000	100	50	30	25	205	108	97	156	21	382	177	Completed
d. Reintegration Assistance		500	300	220	206	1,226	416	180	285	67	948	-278	
- No. of halfway houses monitored				22		22			**		0	-22	*Funds allocated for this activity was realigned for the provision of financial subsidies to FRs/FVEs
- No. of program review/National Summit conducted					1	1				**		-1	Funds allocated for this activity was realigned for the conduct of Orientation for ECLIP Committees and ECLIP Regional and Provincial Focal Persons held on December 6-9, 2022
- No. of monitoring, evaluation, and reporting tool developed			1			1			1		1	0	Completed
1.9 Advocacy and Capacity Building for Local Institutions on Women and Children													
- No. of workshop conducted on the Development of Training Module on Child Protection				1		1			**	3	3	2	Completed Actual accomplishment exceeded the target
- No. of workshop conducted on the Review and Enhancement of Local Committees on Anti-Trafficking and Violence Against Women and their Children Functionality Indicators		1				1	1				1	0	Completed
- No. of policy issued on the Enhanced LCAT-VAWC Functionality Indicators					1	1						-1	Ongoing review of the policy to integrate the provisions of RA No. 11862 or the "Expanded Anti-Trafficking in Persons Act of 2022 and its Implementing Rules and Regulations..

Department : Department of the Interior and Local Government (DILG)

Particulars	UACS Code	Physical Targets (Budget Year)					Physical Accomplishments					Variance as of December 31, 2022	Remarks
		1st Quarter	2nd Quarter	3rd Quarter	4th Quarter	Total	1st Quarter	2nd Quarter	3rd Quarter	4th Quarter	Total		
1	2	3	4	5	6	7=3+4+5+6	8	9	10	11	12=8+9+10+11		
- No. of policy issued on the Enhanced Barangay VAW Desk Functionality Indicators	310100200053000				1	1						-1	Ongoing enhancement of the policy considering the plans to integrate the functionality indicators of the Barangay VAW Desk into the Seal of Good Local Governance for Barangay (SGLGB)
- No. of workshop conducted on the Enhancement of Training Module in Addressing TIP and VAWC			1			1		1			1	0	Completed
- No. of LGUs oriented on the Enhanced LCAT-VAWC and Barangay VAW Desk Functionality Indicators					121	121						-121	The activity will be conducted in FY2023.
1.10 Barangay Tanod Skills Enhancement													
- Omnibus Policy on Barangay Tanod formulated			1			1			1		1	0	Completed Omnibus Policy on the Administration and Strengthening Capacities of Barangay Tanod as Agents of Peace and Development
- No. of regional training teams tranied on Brgy Tanod Skills Enhancement			17			17		17			17	0	Completed
- No. of barangays in Calamba City trained on Brgy Tanod Skills Enhancement (New Justice Zone)				54		54		38	16		54	0	Completed In addition 25 Barangays in Balanga City and 128 Barangays in Baguio City were trained on Barangay Tanod Skills Enhancement

Department : Department of the Interior and Local Government (DILG)

Particulars	UACS Code	Physical Targets (Budget Year)					Physical Accomplishments					Variance as of December 31, 2022	Remarks
		1st Quarter	2nd Quarter	3rd Quarter	4th Quarter	Total	1st Quarter	2nd Quarter	3rd Quarter	4th Quarter	Total		
1	2	3	4	5	6	7=3+4+5+6	8	9	10	11	12=8+9+10+11		
1.11 Philippine Anti-Illegal Drugs Strategy (PADS)	310100200054000												
Policy orientation on the JMC and Memorandum Circular on the Conduct of the ADAC Audit													
- No. of training conducted		2		1		3	4				4	1	Completed
- No. of DILG RFP and PFP trained		98		98		196	98				98	-98	
Conduct of Anti-Illegal Drugs Policies Roll-Out Orientation (BDCP, LAPDA, CBRDP, Audit and JMC)													
- No. of DILG FP trained				1,715		1,715			1715		1715	0	Completed
BADAC Performance Audit													
- No. of barangays audited			39,102			39,102		42,004			42004	2,902	Completed Actual accomplishment exceeded the target
ADAC Performance Audit													
- No. of ADACs audited				1,715		1,715			1711		1711	-4	Completed
On-site training and testing of ADAC-CBDR													
- No. of ADAC focal person trained				50		50			50		50	0	Completed
Monitoring of ADAC, CBDRP and DATRC Compliance to Policies and On-site Validation													
- No. of LGUs monitored and validated					20	20				20	20	0	Completed
1.12 Communicating for Perpetual end to Extreme violence and forming Alliance towards positive Change and Enriched communities (C4PEACE)	310100200055000												
- No. of barangays implemented with RCSP		953	(953	(953	(953	953	(953)	(953)	(953)	953	953	0	Completed

Department : Department of the Interior and Local Government (DILG)

Particulars	UACS Code	Physical Targets (Budget Year)					Physical Accomplishments					Variance as of December 31, 2022	Remarks
		1st Quarter	2nd Quarter	3rd Quarter	4th Quarter	Total	1st Quarter	2nd Quarter	3rd Quarter	4th Quarter	Total		
1	2	3	4	5	6	7=3+4+5+6	8	9	10	11	12=8+9+10+11		
- No. of other initiatives on the Localization of EO 70 supported		4	4	4	4	4		(8)	8	2	10	6	Completed Actual accomplishment exceeded the target
1.13 Preventing and Countering Violent Extremism and Insurgency (PCVE)	310100200059000												
- No. of awareness training/table top exercise conducted by cluster for CBRN (Chemical, Biological, Radiological and Nuclear)				1 50 pax		1 50 participants		2	1 100 pax		3 100	2	Completed Actual accomplishment exceeded the target
- No. of PCVE Summit conducted			1 30 pax	1 30 pax		2 60 participants		2			2	0	Completed
- No. of training/workshop conducted for the cascading of the module developed on Barangay Peace and Order, Public Safety and Security/Full Disclosure Policy			1			1			1 90 brgys		1 90 brgys	0	Completed
- No. of KIA/KIPO and WIA/WIPO beneficiaries provided with livelihood trainings in collaboration with TESDA, DTI and BSP			60			60		60			60	0	Completed
1.14 LGU Information Management Program	310100200067000												
- Systems developed:													
* Barangay Management System													
* Stay Safe EOC Module			100%		100%	100%		100%			100%		Completed
* Digitization Repository System			100%			100%		100%			100%		Completed
* Local Infrastructure and Basic Services Information System			100%			100%		100%			100%		Completed
* Barangay Vaccination Inventory System													
- Systems enhanced:													
* Document Management System		25%	50%	75%	100%	100%	25%	50%	75%	100%	100%		Completed
* Human Resource Information System		25%	50%	75%	100%	100%	25%	50%	75%	100%	100%		Completed
* Intranet		25%	50%	75%	100%	100%	25%	50%	75%	100%	100%		Completed

Department : Department of the Interior and Local Government (DILG)

Particulars	UACS Code	Physical Targets (Budget Year)					Physical Accomplishments					Variance as of December 31, 2022	Remarks
		1st Quarter	2nd Quarter	3rd Quarter	4th Quarter	Total	1st Quarter	2nd Quarter	3rd Quarter	4th Quarter	Total		
1	2	3	4	5	6	7=3+4+5+6	8	9	10	11	12=8+9+10+11		
* Financial Reporting System	310100200068000	25%	50%	75%	100%	100%	25%	50%	75%	100%	100%		Completed
* Performance Online Monitoring System		25%	50%	75%	100%	100%	25%	50%	75%	100%	100%		Completed
* Subaybayan		25%	50%	75%	100%	100%	25%	50%	75%	100%	100%		Completed
* Competency Online profiling System		50%	100%			100%	50%	100%		100%	100%		Completed
* Barangay Profile System		50%	100%			100%	50%	100%		100%	100%		Completed
* Regulatory Reforms for LGUs								1			100%		Completed
- Cloud hosting subscribed					1	1				**			** Procurement was already
- ICT Capability Training conducted													
* DMS Users' Training - PO level		1	1			2		1**			1	**	**The activity was planned to be
* Introduction to Graphic Design				1		1			**Cancelled				**Cancelled - changed with the Digitization Training conducted in November 24-25, 2022
* Effective Techniques in Data Analytics					1	1				1	1	0	Completed Title of the training was changed to "Data Analysis Fundamentals for LGUs"
1.15 Decentralization and Constitutional Reform Advocacy Campaign (CORE)													
* Series of meetings, consultations and Focus Group Discussion on Baseline Research													
- No. of FGDs conducted		3	3	3	3	12	3	2	1	7	13	1	Completed
- No. of LGUs participated		5	5	5	5	20	348	38	100		486	466	Completed Due to realignment, target
* Technical Working Group Writeshop on the Baseline Research and Framework and Module Development Program for Local Reforms (LGC amendments, etc)													
- No. of writeshop conducted		3		3		6	3		1	3	7	1	Completed
* Series of Communication Workshops on Decentralization and Constitutional Reforms advocacy													
- No. of workshops conducted		1	3	3	1	10	1	1	1	1	4	-6	

Department : Department of the Interior and Local Government (DILG)

Particulars	UACS Code	Physical Targets (Budget Year)					Physical Accomplishments					Variance as of December 31, 2022	Remarks
		1st Quarter	2nd Quarter	3rd Quarter	4th Quarter	Total	1st Quarter	2nd Quarter	3rd Quarter	4th Quarter	Total		
1	2	3	4	5	6	7=3+4+5+6	8	9	10	11	12=8+9+10+11		
- No. of stakeholders participated		2	2	2	2	8	3	3	3	3	12	4	
- No. of Press Releases and Communication Plan published		5	5	5	5	20	**				0	-20	Seeded PRs but not released due to pending approval
* Online townhall meetings on Constitutional Reform													
- No. of online meetings conducted		2	6	6	2	16			1		1	-15	With the approval of the CLCR MC No.
* Briefing with NGAs on the approved amendments on the 1987 Constitution and conduct of plebiscite													Completed
- No. of briefings conducted		2	6	6	2	16				25	25	9	This was integrated into the National Government Agencies Forum Regional Roll-Out (November-December) with the guidance of BLGD and the Sub-Committee on Devolution. Various regions conducted a series of
- No. of NGAs participated		10	30	30	10	80							
* Youth Convention on the approved amendments on the 1987 Constitution and conduct of plebiscite													Completed
- No. of conventions conducted				1		1			**	1	1	0	This activity was migrated online and was conducted from 24 November-14 December 2022 with a three-leg
- No. of youth participated				200		200				300	300	100	orientation and consists of 4 competitions.
Other Accomplishments:													
- No. of IEC studies/designs and AVP content								2		15,116 pcs of IEC materials	15,116 pcs of IEC materials	0	Completed
- No. of Social media plan for DILG Mandanas and EO 138 Implementation Updates Facebook page								2			2	2	Completed
1.16 Strengthened LGU Database for Evidenced-Based Planning Support to Community-Based Monitoring System													
- No. of Training of Trainers conducted			1			1		**					Conducted by PSA in collaboration with DILG in May 2022

Department : Department of the Interior and Local Government (DILG)

Particulars	UACS Code	Physical Targets (Budget Year)					Physical Accomplishments					Variance as of December 31, 2022	Remarks
		1st Quarter	2nd Quarter	3rd Quarter	4th Quarter	Total	1st Quarter	2nd Quarter	3rd Quarter	4th Quarter	Total		
1	2	3	4	5	6	7=3+4+5+6	8	9	10	11	12=8+9+10+11		
- No. of advocacy activities conducted and/or IEC materials developed			1			1		**					Changed strategy for the conduct of the activity; the Bureau conducted an orientation on the PSA-DILG JMC No. 2022-1 instead of development of IEC materials. Funds were realigned in the 3rd Quarter as mobility support to DILG ROs in the conduct of CBMS trainings.
1.17 Support to COVID-19 Contact Tracing Operations													
- No. of recruited contact tracers		2,000 (physical until 3rd quarter)	(2,000)	(2,000)		2,000	2000	(2,000)			2000	0	Completed
- No. of deployed contact tracers		2,000 (physical until 3rd quarter)	(2,000)	(2,000)		2,000	2000	(2,000)			2000	0	Completed
- No. of trained contact tracers		2,000 (physical until 3rd quarter)	(2,000)	(2,000)		2,000	2000	(2,000)			2000	0	Completed
1.18 Installation of Barangay Management Information System (BMIS) in Barangay Poblacion, Victoria, Oriental Mindoro													
- Support fund provided for the implementation of BMIS		1				1	**			1	1		SARO was released to DILG last November 18, 2022, to cover the implementation of BMIS project in Brgy. Poblacion, Victoria, Oriental Mindoro per approval of the OP dated November 8, 2022.
1.19 Purchase and Distribution of Barangay Handbooks Advocacy Campaign													
- No. of copies of Barangay Handbook provided				20,000		20,000			**				**Top Management’s decision, allotment for the activity was

Department : Department of the Interior and Local Government (DILG)

Particulars	UACS Code	Physical Targets (Budget Year)					Physical Accomplishments					Variance as of December 31, 2022	Remarks
		1st Quarter	2nd Quarter	3rd Quarter	4th Quarter	Total	1st Quarter	2nd Quarter	3rd Quarter	4th Quarter	Total		
1	2	3	4	5	6	7=3+4+5+6	8	9	10	11	12=8+9+10+11		
II. LOCAL GOVERNMENT PERFORMANCE OVERSIGHT AND RECOGNITION AND INCENTIVES PROGRAM	3102000000000000												
<u>Locally-Funded Projects:</u>													
2.1 Local Governance Performance Management Program-Seal of Good Local Governance Incentive Fund (SGLG Fund)	310200100002000												
- No. of qualified provinces/cities/ municipalities assessed and awarded with the Seal					All qualified LGUs	All qualified LGUs				352 PCMs	352	0	Completed
- No. of qualified LGUs granted with subsidy					100% of qualified LGUs	100% of qualified LGUs				352	352	0	Completed
- No. of policy on the implementation of the SGLG Incentive Fund issued				1		1			**	1	1	0	Completed
- No. of trainings and workshops for RFPs, Cluster Heads and PFPs on SGLG implementation and capacity building conducted													
* Consultative Conference with the National and Regional SGLGIF Teams			1			1		1		1	2	1	Completed
* National Policy Roll-Out on the 2022 SGLGIF/PCF Operational Guidelines				1		1			**		0	-1	***Ongoing approval of top management
* SGLG Website Training				1		1			**	1	1	0	Completed
* Capacity Building of Regional and Provincial Focal Persons			1			1		1			1	0	Completed

Department : Department of the Interior and Local Government (DILG)

Particulars	UACS Code	Physical Targets (Budget Year)					Physical Accomplishments					Variance as of December 31, 2022	Remarks
		1st Quarter	2nd Quarter	3rd Quarter	4th Quarter	Total	1st Quarter	2nd Quarter	3rd Quarter	4th Quarter	Total		
1	2	3	4	5	6	7=3+4+5+6	8	9	10	11	12=8+9+10+11		
- No. of projects inspected/monitored evaluated		All PCF/SGLG projects	All PCF/SGLG projects	All PCF/SGLG projects	All PCF/SGLG projects	All PCF/SGLG projects	100% of 263 remaining projects from 2018 PCF	100% of 380 remaining 'projects from 2019 ncf		All PCF/SGLG projects	100% of 643 remaining 'projects from 2018-2019 ncf	0	Completed
- No. of projects validated			5 projects per Region	(5 projects per Region)		5 projects per Region		*					
- No. of LGU recipients with projects monitored		SGLGIF 2019 with 380 projects	(SGLGIF 2019 with 380 projects)	(SGLGIF 2019 with 380 projects)	SGLGIF 2019 with 380 projects	SGLGIF 2019 with 380 projects	PCF 2019 380 projects	PCF 2019 380 projects	PCF 2019 380 projects	PCF 2019 380 projects	PCF 2019 380 projects	0	Completed
2010-2018 completed projects: 3,702					100% of projects	100% of projects				100% of projects	100%	0	Completed
2019: 380 LGUs recipients 2020: No Recipient 2021: No Recipient					100% of projects	100% of projects				100% of projects	100%	0	Completed
2.2 Lupong Tagapamayapa Incentives Awards (LTIA)	310200200001000												
- No. of regional finalists and runners-up provided with development grant			62 finalists (HUC-14; CC-16; 1st-3rd class CM-17 4th-6th class CM-15)			62 (HUC-14; CC-16; 1st-3rd class CM-17 4th-6th class CM-15)			62		62	0	Completed
- No. of national awards committee organized		1				1	1				1	0	Completed
- No. of National Board of Judges reactivated			1			1							
- No. of top lupon national finalists determined as a result of the deliberation of table assessment				12		12			20		20	8	Completed Actual accomplishment exceeded
- No. of national awardees conferred (cash award)					12	12				12	12	0	Completed Conducted LTIA Awarding Ceremony CY 2023 at Manila Hotel last November 27-29, 2022
4 national winners at Php500,000 each 4 1st runner-up at Php300,000 each													

Department : Department of the Interior and Local Government (DILG)

Particulars	UACS Code	Physical Targets (Budget Year)					Physical Accomplishments					Variance as of December 31, 2022	Remarks
		1st Quarter	2nd Quarter	3rd Quarter	4th Quarter	Total	1st Quarter	2nd Quarter	3rd Quarter	4th Quarter	Total		
1	2	3	4	5	6	7=3+4+5+6	8	9	10	11	12=8+9+10+11		
4 2nd runner-up at Php 200,000 each													
- No. of awarding ceremony conducted					1	1				1	1	0	Completed
2.3 Manila Bay Clean Up	310200200002000												Conducted LTIA Awarding Ceremony
- No. of LGUs assisted in the updating of Septage and Sewerage Management Ordinance (SSMO)													
NCR			17			17		9	17		17	0	Completed
- No. of updated WQMA Action Plan		5				5	5				5	0	Completed
- No. of LGUs consulted on the Updating of LGUs' 10-Year Solid Waste Management Plan			17			17		17			17	0	Completed
- No. of audited barangays on Barangay Environmental Compliance Audit (BECA)				2,325		2,325			2325		2325	0	Completed
- No. of barangays provided with incentives for the Regional BECA Top Performers					6	6				6	6	0	Completed
- No. of Provincial/HUC BECA Nominees provided with incentives					11	11				11	11	0	Completed
- No. of LGUs assisted in the updating of Local Shelter Plan			17			17		17	15		32	15	Completed
- No. of Coastal LGUs oriented on the revised FishCA tool			5			5		5			5	0	Completed
- No. of FishCA National Top Performers provided with cash incentives				1		1			1		1	0	Completed
- No. of Regional Top Performer LGUs provided with cash incentives under the MANILA BAY Area Awards and Incentives Program				5		5			5		5	0	Completed

Department : Department of the Interior and Local Government (DILG)

Particulars	UACS Code	Physical Targets (Budget Year)					Physical Accomplishments					Variance as of December 31, 2022	Remarks
		1st Quarter	2nd Quarter	3rd Quarter	4th Quarter	Total	1st Quarter	2nd Quarter	3rd Quarter	4th Quarter	Total		
1	2	3	4	5	6	7=3+4+5+6	8	9	10	11	12=8+9+10+11		
- MANILA BAYani Awarding Ceremony				1		1				1	1	0	Completed Five (5) National Top Performer **Activity was cancelled. Per DENR, there is still no approved MBSDMP
- No. of LGUs oriented on Manila Bay									Cancelled		**		
Sustainable Development Master Plan													
NCR				17		17						-17	
Region III				94		94						-94	
Region IV-A				76		76						-76	
- No. of LGUs oriented on their roles under the Environmental Impact System												0	Completed
NCR				17		17			17		17		
Region III				94		94			**	94	94		
Region IV-A				76		76			0	76	76		
- No. of conducted Clean-Up activities on Adopted Waterways		3	3	3	3	12	3	3	3	3	12	0	Completed
2.4 Bantay Korapsyon	310200200005000												
- No. of Civil Society Organizations oriented on Reinforcing Public Accountability through Citizen				735		735			**	766	766	31	Completed
- No. of Anti-Corruption platform/mechanism enhanced				1		1		1			1	0	Completed
- No. of convergence agreements/policies formulated					1	1							
- No. of internal policies developed			1			1		1			1	0	Completed
- No. of LGUs covered				50	43	93				96	96	3	Completed
- No. of Local Sanggunian Members capacitated													Region 2 conducted ahead capacity development activities catering 82 LGUs.

Department : Department of the Interior and Local Government (DILG)

Particulars	UACS Code	Physical Targets (Budget Year)					Physical Accomplishments					Variance as of December 31, 2022	Remarks
		1st Quarter	2nd Quarter	3rd Quarter	4th Quarter	Total	1st Quarter	2nd Quarter	3rd Quarter	4th Quarter	Total		
1	2	3	4	5	6	7=3+4+5+6	8	9	10	11	12=8+9+10+11		
SUPPORT TO OPERATIONS Monitoring and Evaluation of Assistance to LGUs (MEALGU) Monitored the LGUs' compliance with fund release requirements for FY2022 FALGU, GEF, and CMGP -Percentage of LGUs with SARO as per DBM' list monitored on their compliance with and submission of documentary requirements for fund release Monitored the LGU' in project implementation - Percentage of projects enrolled in the SubaBayan with complete project description and updated status monitored and evaluated Monitored and evaluated the achievement of the following Governance Reform Targets - No. of LGUs monitored on the use of geo-tag application in monitoring project implementation through the SubaBayan - No. of LGUs monitored on their inventory of existing evacuation centers with spatial data - Percentage of LGUs with adopted WASH sector plans being used for identifying WSS projects for funding monitored - Percentage of LGUs implementing LGSF projects administered by OPDS monitored on implementing at least 50% of their projects are within schedule, cost, and compliant with quality standards	200000100008000		100%	100%	100%	100%		100% (594 LGUs)	100% (12 PLGUs)	100% (511 LGUs)	100% (1,117 LGUs)	0%	Completed Total no. of LGUs with SARO and NCA per program: 2022 FALGU - 672 LGUs 2022 CMGP - 15 PLGUs 2022 GEF - 430 MLGUs
			100%	100%	100%	100%		100% (145 projects)	100% (486 projects)	100% (163 projects)	100% (794 projects)	0%	Completed 2022 FALGU - 503 projects 2022 CMGP - 18 projects -----
		100	100	100	50	350	175	120	384	705	1384	1034	705 LGUs have uploaded geotagged photos in SubayBAYAN for 1,278 projects for the 4th quarter.
				115	180	295				163	163	-132	Monitored all 295 LGUs; however, only 163 LGUs have submitted their inventory of existing evacuation centers with spatial data.
			100%	100%	100%	100%		100% (64 LGUs)	100% (64 LGUs)	100% (64 LGUs)	100% (64 LGUs)	0%	Completed. Of the 64 LGUs with adopted WASH sector plans, 35 LGUs have submitted their online assessment on the adopted sector plans for use in identifying WSS projects for funding.
		80%	80%	80%	80%	80%	100%	100%	100%	100%	100%	20%	Completed Actual accomplishment exceeded the target

Department : Department of the Interior and Local Government (DILG)

Particulars	UACS Code	Physical Targets (Budget Year)					Physical Accomplishments					Variance as of December 31, 2022	Remarks
		1st Quarter	2nd Quarter	3rd Quarter	4th Quarter	Total	1st Quarter	2nd Quarter	3rd Quarter	4th Quarter	Total		
1	2	3	4	5	6	7=3+4+5+6	8	9	10	11	12=8+9+10+11		
- No. of LGUs monitored on the preparation of their Building Operations and Maintenance (BOM) Manual			50	30	60	140		11	18	15	44	-96	Monitored all 60 LGUs on the preparation of BOM Manual with only 15 LGUs that submitted for the 4th quarter.
Progress Monitoring - Percentage of FY2021 and 2022 LGSF funded projects Implementation of Capacity Development Programs and development and formulation of modules for capdev programs intended for LGUs to ensure the targets and deliverables are delivered within the timeframe		100%	100%	100%	100%	100%	100%			100%	100%	0%	Completed
* Training on Municipal Water Supply and Sanitation Master Plan (MWSSMP) - Sector Assessment for LGUs - No. of LGUs trained in FY2022		122	81			203	140	71			211	8	Completed Actual accomplishment exceeded the target
* Training on the enhanced road and bridge information system (ERBIS) for MLGUs -Number of LGUs trained		184	644	544		1,372	0	418	529	251	1198	-174	The target of 544 LGUs has increased to 679 LGUs due to the update of Local Road Sector's database of untrained LGUs including Q4 target (414 LGUs) which include PLGUs and CLGUs. For Q4, 163 LGUs did not attend the activity due to conflict of schedule/activities.
* Seminar on Geotagging and other Geospatial Applications for Monitoring Projects -Number of LGUs trained		53	106	106		265	50	87	84		221	-44	
* Training on Municipal Water Supply and Sanitation Master Plan (MWSSMP) - Sector Planning for LGUs - Number of LGUs trained - Percentage of trained LGUs submitted their sector plans monitored				203	100%	203 100%			193	100%	193 100%	-10 0%	All trained LGUs monitored with 147 LGUs submitted their draft sector plan
* Training - Workshop on Water Source Development -Number of LGUs trained		80	70			150	78	61			139	-11	
* Seminar on the PED Preparation Standard for Vertical Governance (Phase 2) -Number of LGUs trained			252	252		504		201	220		421	-83	

Department : Department of the Interior and Local Government (DILG)

Particulars	UACS Code	Physical Targets (Budget Year)					Physical Accomplishments					Variance as of December 31, 2022	Remarks
		1st Quarter	2nd Quarter	3rd Quarter	4th Quarter	Total	1st Quarter	2nd Quarter	3rd Quarter	4th Quarter	Total		
1	2	3	4	5	6	7=3+4+5+6	8	9	10	11	12=8+9+10+11		
* Orientation on Site Selection for Evacuation Centers -Number of LGUs trained		150	100			250	141	79			220	-30	Completed Actual accomplishment exceeded the target
* Roll-out of RBME Guide on Road Governance - Number of PLGUs trained			38	38		76		78			78	2	
* Preparation of Detailed Engineering Design for Road Projects -Number of LGUs trained		75	175	146	53	449	67	155	133	39	394	-55	Targets for Q3 (from 146 to 151) and Q4 (from 53 to 41) were revised as a result of updating the Local Road Sector's database of untrained LGUs. Some LGUs did not attend due to conflict in their schedules.
* Seminar on Detailed Engineering Design for Vertical Structures (Phase II - with STAAD PRO*/ Computer-aided design) -Number of LGUs trained			150	100		250		133	91		224	-26	
* Seminar on Local Water Governance for Decision Makers -Number of LGUs trained				259		259			154		154	-105	259 LGUs which were originally targeted were reduced to 183 LGUs based on the final target issued by the DBM and submitted Revised OPB. Thus, of the 183 LGUs, 154 LGUs have attended (84.15%) the training activity with a variance of 29 LGUs which were not able to join due to poor internet connectivity.
* Training on the preparation for Detailed Engineering Design (DED) for Water Systems -Number of LGUs trained				100		100			141		141	41	
													Completed Actual accomplishment exceeded the target


Department : Department of the Interior and Local Government (DILG)

Particulars	UACS Code	Physical Targets (Budget Year)					Physical Accomplishments					Variance as of December 31, 2022	Remarks
		1st Quarter	2nd Quarter	3rd Quarter	4th Quarter	Total	1st Quarter	2nd Quarter	3rd Quarter	4th Quarter	Total		
1	2	3	4	5	6	7=3+4+5+6	8	9	10	11	12=8+9+10+11		
* Orientation on the Philippine Green Building Code -Number of LGUs trained				86	172	258				125	125	-133	There was a change from 258 LGUs to 161 LGUs due to the reduction of the final beneficiary of LGUs under the GEF. Thirty-six (36) LGUs were not able to attend due to conflict in schedules.
* Contract Management and Construction Supervision (CMCS) -Number of LGUs trained		60	176			236	51	143			194	-42	
* Orientation on Safety and Health in implementation of infrastructure projects -Number of LGUs trained				258		258			135		135	-123	258 LGUs was revised to 161 LGUs due to the reduction in the final beneficiary LGUs of GEF. 26 LGUs did
* Seminar on Operations and Maintenance of Evacuation Centers -Number of LGUs trained			150	150		300		109	140		249	-51	
* Training on Non-Revenue water for LGU-run water utilities (NRTN) -Number of LGUs trained				26	174	200				89	89	-111	The original target of 200 LGUs was reduced to 103 LGUs based on the result of the LGU profiling and agreed criteria of the target LGUs. Fourteen
* Orientation on Economic Enterprise for Local Public Utilities -Number of LGUs trained					100	100				90	90	-10	10 LGUs were not able to attend due to internet connectivity issues.
* Training on agency Procurement Compliance and Performance Indicators (APCPI) -Number of LGUs trained		100	275			375	100	205		20	325	-50	20 out of 35 LGUs in Batch 4 attended the training in November. Fifteen (15) LGUs were not able to attend because of low internet connection and conflict in the schedules of some LGUs.


Department : Department of the Interior and Local Government (DILG)

Particulars	UACS Code	Physical Targets (Budget Year)					Physical Accomplishments					Variance as of December 31, 2022	Remarks
		1st Quarter	2nd Quarter	3rd Quarter	4th Quarter	Total	1st Quarter	2nd Quarter	3rd Quarter	4th Quarter	Total		
		3	4	5	6	7=3+4+5+6	8	9	10	11	12=8+9+10+11		
1	2	3	4	5	6	7=3+4+5+6	8	9	10	11	12=8+9+10+11		
Technical Assistance to LGUs on the transition to full devolution on Mandanas-Garcia ruling provided													
* Orientation of LGUs on Growth Equity Fund (GEF)													
- Percentage of LGUs oriented		100%				100%	0%		100% (336 LGUs)	100% (29 LGUs)	100% (365 LGUs)	0%	A total of 365 (additional 29 LGUs in Q4) LGUs were provided with orientation on the GEF.


Prepared by:


VIVIAN P. SUANSING
Director IV, Planning Service

In Coordination with:


ESTER A. ALDANA, CESO II
Assistant Secretary for Finance and Comptrollership

Approved by:


ATTY. BENJAMIN C. ABALOS, JR.
Secretary