
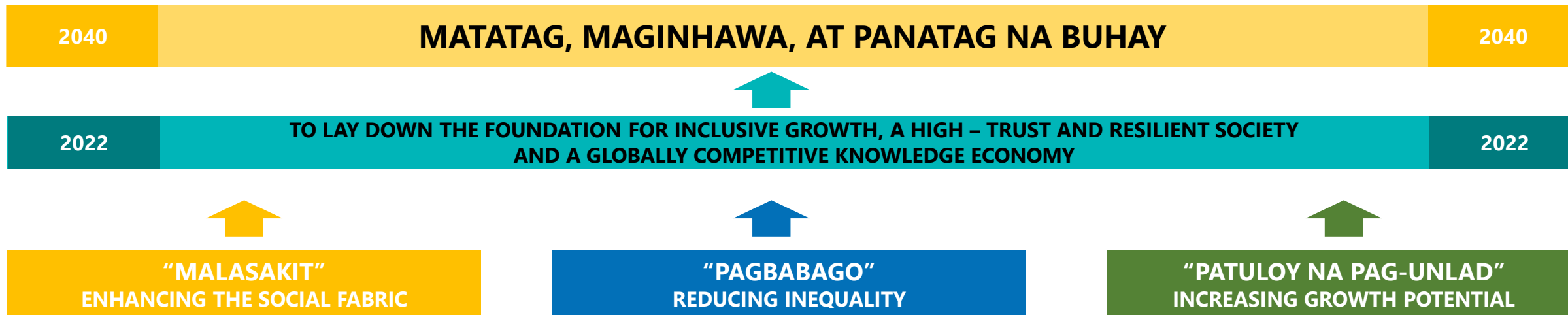




# ***LAYING THE FOUNDATIONS TOWARD A COMFORTABLE LIFE FOR ALL FILIPINOS***

**The President's Report to the People 2017**  
DILG Inputs to the SONA Technical Report 2017  
July 2016 to June 2017





## DEPARTMENT OF THE INTERIOR AND LOCAL GOVERNMENT's VISION

*"A strongly determined and highly trusted Department committed to capacitate and nurture local government units, public order and safety institutions to sustain peaceful, progressive, and resilient communities where people live happily."*



## **Towards a secure and peaceful nation**

- Campaigns against Illegal Drugs and Criminality
- Investigation of Officials involved in Corruption and Illegal Drugs
- Removal of Deputation Authority
- Disaster Risk Reduction and Climate Change Adaptation (DRR-CCA)
- Rehabilitation of Disaster-stricken areas

## **Towards restoring faith and trust in government**

- Streamlining of Business Permit and Licensing Systems (BPLS)
- Streamlining and Issuance of Fire Safety and Evaluation Certificate (FSEC) and Fire Safety Inspection Certificate (FSIC)
- Full Disclosure Policy
- Seal of Good Local Governance
- Performance Challenge Fund

# **What we have done so far**



## **Towards uplifting the living conditions of the Filipino people**

- Support to Conditional Matching Grant (CMG) to Provinces for Road Repair, Rehabilitation and Improvement Program
- Special Local Roads Fund (SLRF)
- Sagana at Ligtas na Tubig Para sa Lahat (Salintubig) Project
- Bottom-up Budgeting (BUB) Program / Assistance to Disadvantage Municipalities
- Payapa at Masaganang Pamayanan (PAMANA)
- Capacitating LGUs on Housing and Resettlement Governance



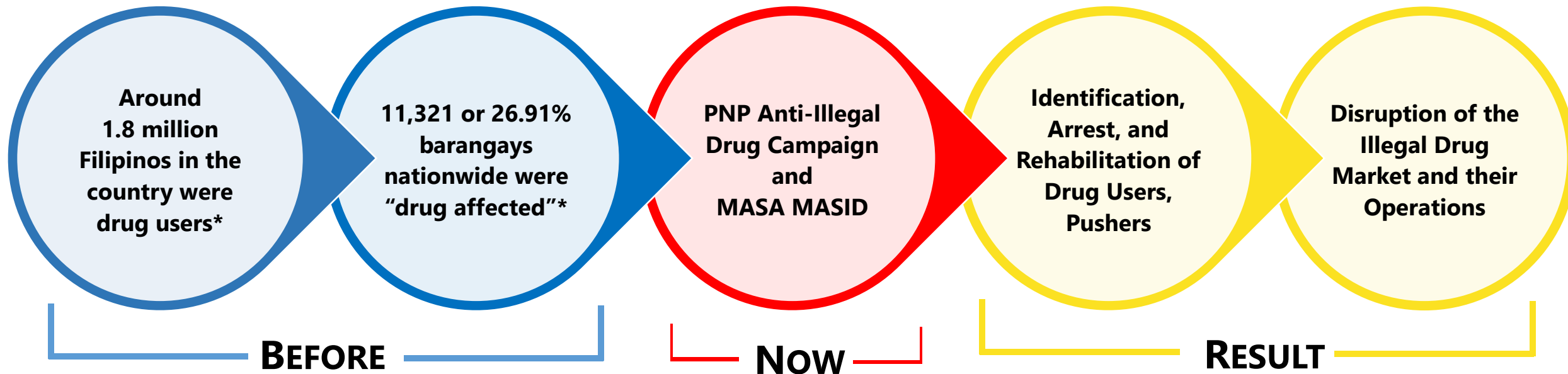


## TOWARDS A SECURE AND PEACEFUL NATION

ACHIEVING LASTING PEACE



### SUPPRESSING ILLEGAL DRUGS



\* Source: 2015 Dangerous Drugs Board's National Household Survey





TOWARDS A SECURE AND PEACEFUL NATION  
ACHIEVING LASTING PEACE



## SUPPRESSING ILLEGAL DRUGS

# Campaign Plan Double Barrel: Oplan Tokhang

*July 1, 2016 to January 30, 2017 and March 1 to June 20, 2017*

**1,308,078**

Illegal Drug Personalities personally  
appeared / surrendered

**84,183**

Illegal Drug Personalities  
arrested

**8,367,492**

house visitations

**60,556**

operations conducted



## CONFISCATED ILLEGAL DRUGS AND AMMUNITION DURING OPERATIONS:

585,330.87 grams, 130,652 sachets and 473  
packs of shabu

2,838,999.43 grams, 2,945 sachets and 17,491  
seeds of marijuana

2,413 tablets of ecstasy

43,153 grams of cocaine

1,860 ml of liquid cocaine

318 liters of methyl ethyl ketone

7,474 grams of ephedrine

1,000 tablets of diazepam

4,656 firearms

382 explosives





**TOWARDS A SECURE AND PEACEFUL NATION**  
**ACHIEVING LASTING PEACE**



**SUPPRESSING ILLEGAL DRUGS**

## **Campaign Plan Double Barrel: Project High-Value Targets (HVTs)**

*July 1, 2016 to May 31, 2017*

### **3,568 HVTs**

have surfaced and surrendered  
but still under watch and monitoring

### **1,099 HVTs**

HVTs arrested

### **136 HVTs**

died during police operations



### **102 HVTs**

were cases of homicide under investigation

### **3,038 HVTs**

classified as deceased, undergoing rehabilitation,  
monitored to be in another country, or  
reported as "cannot be located  
in their respective areas"





**TOWARDS A SECURE AND PEACEFUL NATION**  
**ACHIEVING LASTING PEACE**



## NATIONAL CRIME SITUATION

*July 2015 to June 2016*

**626,567**

**Total Crime Volume**

*July 2015 to June 2016*

**65.92%**

**Crime Clearance  
Efficiency (CCE) Rate**

**53.54%**

**Crime Solution  
Efficiency (CSE) Rate**

**BEFORE**

*July 2016 to June 2017*

**565,158**

*July 2016 to June 2017*

**71.90%**

**58.81%**

**Now**





**TOWARDS A SECURE AND PEACEFUL NATION**  
**ACHIEVING LASTING PEACE**



## **NATIONAL CRIME SITUATION** **INDEX CRIMES**



- Reduction in the number of incidences of the six (6) focused index namely, physical injury, rape, robbery, theft, carnapping and cattle rustling cases for July 2016 to June 2017 vs. July 2015 to June 2016:

Index Crimes	July 2015 to June 2016	July 2016 to June 2017	Variance
Homicide	2,357	2,466	+ 4.62%
Physical Injury	41,375	34,159	- 17.44%
Rape	9,871	9,157	- 7.23%
Robbery	27,291	18,029	- 33.94%
Theft	66,563	40,999	- 38.41%
Carnapping	12,100	7,187	- 40.60%
Cattle Rustling	721	354	- 50.90%





**TOWARDS A SECURE AND PEACEFUL NATION**  
**ACHIEVING LASTING PEACE**



**SUPPRESSING ILLEGAL DRUGS**

# **Investigation of “Narco-Generals” and Exercise of Authority to Withdraw Deputation of Local Chief Executives**



## **2 Police Generals**

filed with administrative charges on the grounds of serious neglect of duty, serious irregularity in the performance of duty and conduct unbecoming of a police officer

## **156 LCEs**

withdrawn deputation either for involvement in illegal drug trade, failure to stop acts of terrorism, or for having provided support to terrorist groups





TOWARDS A SECURE AND PEACEFUL NATION  
ACHIEVING LASTING PEACE



SUPPRESSING ILLEGAL DRUGS

# Drug Rehabilitation Construction and Community-based Drug Rehabilitation Program



## Other drug rehab centers under planning stage:

- Taguig City
- Bataan
- Cavite
- Bohol
- Malaybalay
- Samal
- Sarangani
- Agusan del Sur
- Marawi





TOWARDS A SECURE AND PEACEFUL NATION  
ACHIEVING LASTING PEACE



## SUPPRESSING ILLEGAL DRUGS

# Mamamayang Ayaw Sa Anomalya, Mamamayang Ayaw Sa Illegal na Droga (MASA MASID)

"**MASA MASID** is a barangay-based anti-criminality, anti-corruption, and anti-illegal drugs program which encourages multi-sectoral partnership to intensify the spirit of volunteerism at the community level."



**102,208**

enrolled MASA MASID  
Volunteers

### MASA MASID ORIENTATIONS:

**802** | **12,424**

CITIES AND  
MUNICIPALITIES

BARANGAYS

**18,932** trained out of 34,913  
ORGANIZED MASA MASID TEAMS

**1,175** trained out of 1,456 organized  
EXPANDED UGNAYAN SA BARANGAY AT SIMABAHAN (UBAS)  
TECHNICAL WORKING GROUPS





## TOWARDS A SECURE AND PEACEFUL NATION

### REDUCING VULNERABILITIES TO NATURAL AND MAN-MADE DISASTERS



#### **LGUs complying with DRRM Act (RA 10121):**

- 1,373 LGUs with functional DRRM Councils (74 provinces, 138 cities, 1161 municipalities)
- 1,248 LGUs with Annual DRRM Plan (68 provinces, 135 cities, 1045 municipalities)
- 1,390 LGUs with DRRM Office (70 provinces, 127 cities, 1193 municipalities)
- 1,523 LGUs with designated DRRM Officer (74 provinces, 137 cities, 1312 municipalities)

#### **LGUs complying with Calamity Response Protocols (DILG MC 2010-079):**

- 1,510 LGUs with Disaster Command and Auxiliary Center (74 provinces, 138 cities, 1298 municipalities)
- 1,528 LGUs with Emergency Response Rescue and Medical Teams (76 provinces, 142 cities, 1310 municipalities)
- 1,522 LGUs with evacuation centers (74 provinces, 138 cities, 1310 municipalities)
- 1,506 LGUs with warning and alarm systems (75 provinces, 137 cities, 1294 municipalities)





## **DISASTER RISK REDUCTION AND CLIMATE CHANGE ADAPTATION (DRR-CCA) PROGRAM**



- ✓ Conducted 40 drills in 256 barangays in the Eastern Seaboard with 3,222 trained participants
- ✓ 55,360 copies of the Gabay at Mapa Para sa Listong Pamilyang Pilipino (LPP) distributed to the Eastern Seaboard Regions
- ✓ 74 Provincial Links, 139 Social Welfare Officers, and 17 FDS focal persons from DSWD trained on LPP
- ✓ 4,389,863 CCT beneficiaries oriented on L!STONG Pamilyang Pilipino through the Family Development Session of the DSWD
- ✓ Conducted training on Community-Based Disaster Risk Management (CBDRM) with 35 participants





TOWARDS A SECURE AND PEACEFUL NATION

REDUCING VULNERABILITIES TO NATURAL AND MAN-MADE DISASTERS



## MAINSTREAMING DRR-CCA IN LOCAL DEVELOPMENT PLANNING



- ✓ 382 LGUs within the Major River Basins (MRBs) and Eastern Seaboard (ESB) provided with technical assistance through orientation/direct coaching on Climate and Disaster Risk Assessment (CDRA)
- ✓ 281 LGUs have completed their CDRA, wherein 46 of which are preparing/updating their CDPs
- ✓ 373 LGOOs trained on Climate Change Expenditure Tagging
- ✓ 359 (22%) LGUs have approved Comprehensive Land Use Plan, 235 of which (65.46% or 14% out of 1,634 LGUs are DRR-CCA mainstreamed (as of 1st Quarter of 2017)
- ✓ 404 (24.72%) LGUs have updated Comprehensive Development Plans (CDPs) (as of 1st Quarter of 2017)
- ✓ 375 LGUs provided assistance on the preparation of climate tagged Annual Investment Plan (AIP)
- ✓ Supported MGB on its IEC Campaign on "Understanding of 1:10,000 Scale Geo-Hazard Map" thru issuance of directives and facilitation of administrative arrangements by DILG field officers





## ASSISTANCE TO DISASTER-STRICKEN AREAS

### Recovery Assistance on Yolanda (RAY) Project

RAY Project	Accomplishments		
	As of end of 2015 (From 2013 to 2015)	For the period Jan to June 2016	For the period July 2016 to June 2017
RAY Batch 1 (2013)	<b>296 completed</b> 99 municipal halls 101 public markets 96 civic centers	<b>6 completed</b> 2 municipal halls 3 public markets 1 civic centers	<b>4 completed</b> 2 municipal halls 2 public markets
RAY Batch 2 (2014)	<b>566 completed</b> 566 brgy facilities	<b>1,217 completed</b> 1,212 brgy facilities 5 mun. facilities	<b>1,318 completed</b> 1,317 brgy facilities 1 mun. facilities
RAY Batch 3 (2015)	no completion yet	<b>1 completed</b> 1 mun. facility	<b>177 completed</b> 147 brgy facilities 22 mun. facilities 8 water projects
<b>TOTAL</b>	<b>862 completed</b>	<b>1,224 completed</b>	<b>1,499 completed</b>
	<b>3,585 completed sub-projects</b>		



**3,585 (80%)  
COMPLETED**  
OUT OF 4,466 SUB-ROJECTS

### Bohol Earthquake Assistance (BEA) Project

Accomplishments		
As of end of 2015 (From 2014 to 2015)	For the period Jan to June 2016	For the period July 2016 to June 2017
<b>551 completed</b> 453 brgy facilities	<b>253 completed</b> 187 brgy facilities	<b>168 completed</b> 99 brgy facilities
	9 bridges	10 bridges
15 civic centers	3 civic centers	8 civic centers
22 markets	13 markets	8 markets
38 mun. bldgs.	22 mun. bldgs.	31 mun. bldgs.
23 water supply systems	19 water supply systems	12 water supply systems
<b>972 completed sub-projects</b>		



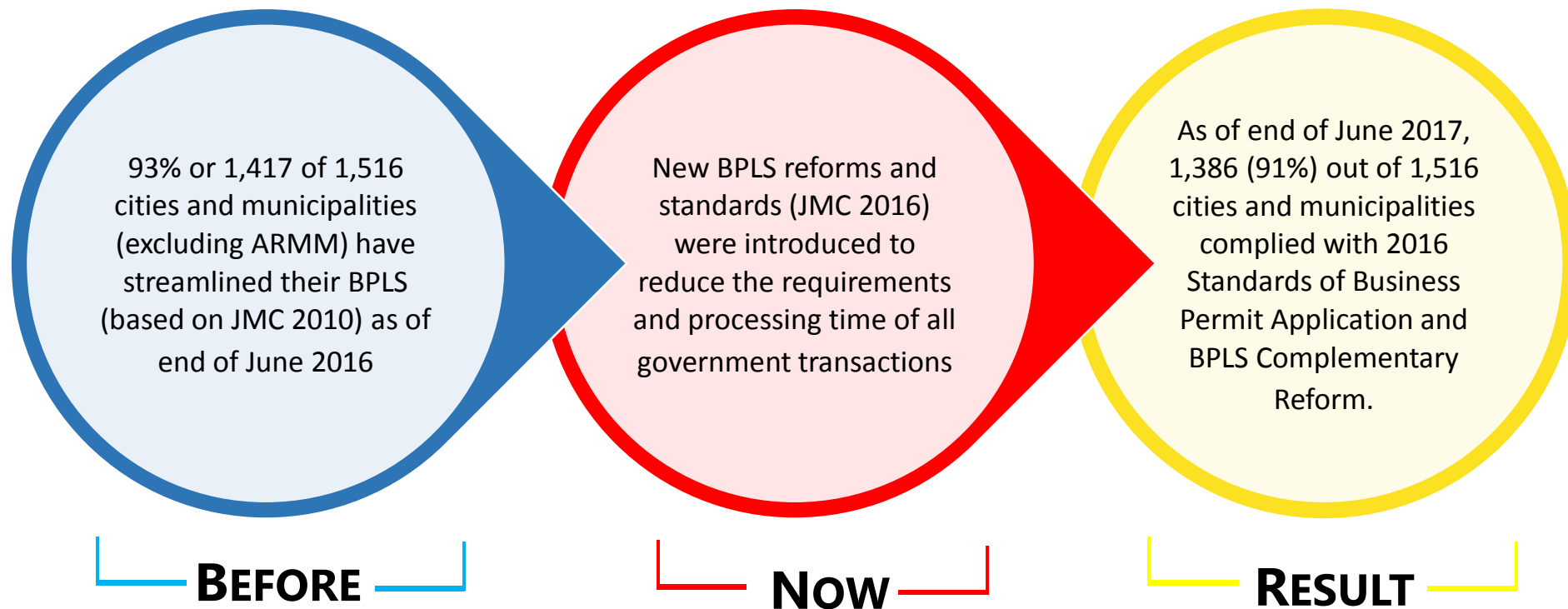
**972(90%)  
COMPLETED**  
OUT OF 1,076 SUB-PROJECTS









## TOWARDS RESTORING FAITH AND TRUST IN GOVERNMENT

### STREAMLINING OF FRONTLINE SERVICES AND GOVERNMENT SYSTEMS AND PROCESSES

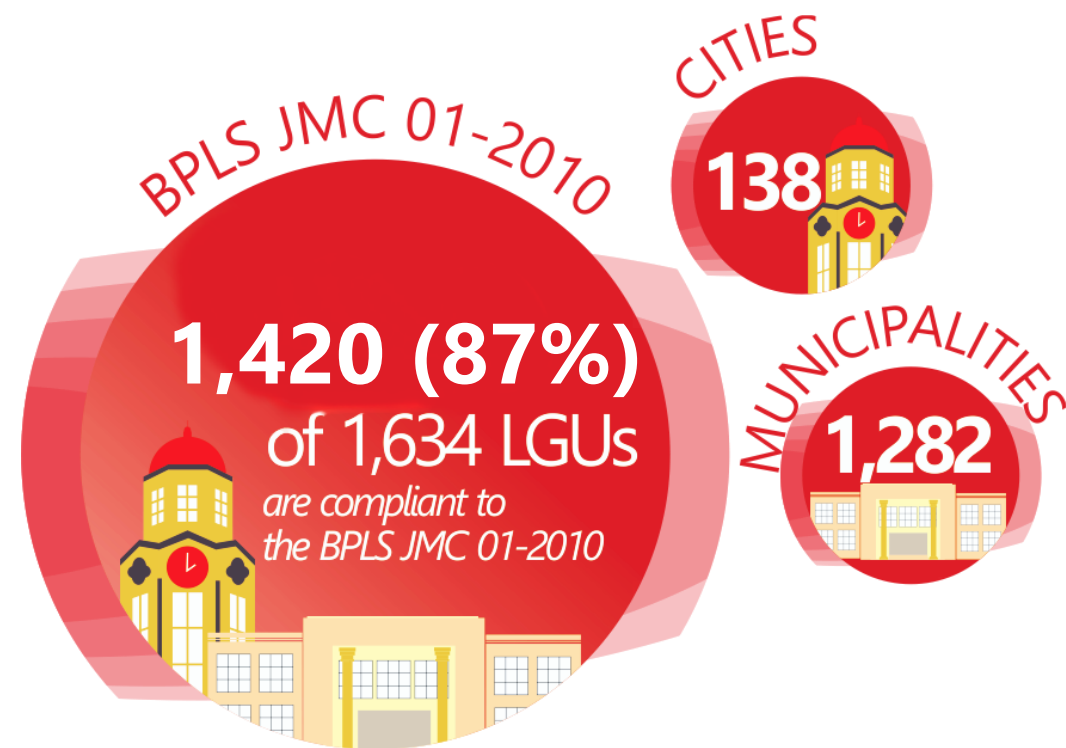




## STREAMLINING OF THE BUSINESS PERMIT AND LICENSING SYSTEM (BPLS)

	OLD v. NEW BPLS STANDARDS	
	JMC 2010	JMC 2016
 PROCESSING TIME	NEW: 10 - 5 days RENEWAL: 5 day or less	NEW: 1 - 2 days RENEWAL: 1 day or less
 NUMBER OF STEPS	Maximum of FIVE (5) steps	Maximum of THREE (3) steps
 NUMBER OF FORMS	Unified Form	Unified Form (Print & Electronic document)
 NUMBER OF SIGNATORIES	Maximum of TWO (2) Mayor & Treasurer/BPLO	Maximum of TWO (2) Mayor & Treasurer/BPLO with Alternatives

Data Source: National Competitiveness Council



As of end of 2016





TOWARDS RESTORING FAITH AND TRUST IN GOVERNMENT

STREAMLINING OF FRONTLINE SERVICES AND GOVERNMENT SYSTEMS AND PROCESSES



## IMPROVE LGU COMPETITIVENESS AND EASE OF DOING BUSINESS – BPLS AUTOMATION

BPLS JMC 01-2016

**1,386 (91%)**

of 1,516 LGUs  
are compliant to  
the BPLS JMC 01-2016



As of end of June 2017

**262 LGUs**



have been  
oriented on the new  
BPLS standard based  
on JMC-2016

### New Business Permit Application

- 1,335 (96%) LGUs using the unified form
- 916 (66%) LGUs have 3 steps or lesser
- 1,120 (81%) LGUs have 2 signatories or lesser
- 1,118 (81%) LGUs have 2 days processing time or lesser

### Business Permit Renewal

- 1,323 (95%) LGUs using the unified form
- 949 (68%) LGUs have 3 steps or lesser
- 1,126 (81%) LGUs have 2 signatories or lesser
- 1,155 (83%) LGUs have 1 day processing time or lesser

### Implementation of LGU Complementary Reforms

- 1,184 (85%) LGUs with Business-One-Stop-Shop (BOSS) set-up/established for frontline services dealing with clients
- 439 (32%) LGUs with backroom operations hidden from public
- 999 (72%) LGUs conducted joint inspections
- 395 (28%) LGUs with automation/computerization of business permitting and licensing system
  - ✓ 50 LGUs with online application
  - ✓ 135 LGUs with electronic means of providing business with Tax of Payment (TOP)
  - ✓ 33 LGUs with online payments/online means of accepting payments
  - ✓ 126 LGUs with online and/or electronic means or via courier service of transmitting business permits and other clearances





**TOWARDS RESTORING  
FAITH AND TRUST IN  
GOVERNMENT**

**RIDDING THE GOVERNMENT OF  
CORRUPTION**





TOWARDS RESTORING FAITH AND TRUST IN GOVERNMENT

RIDDING THE GOVERNMENT OF CORRUPTION



## FULL DISCLOSURE POLICY (FDP)

 **1,535**  
FULLY COMPLIANT LGUs

PROVINCES  
**76**  


CITIES  
**139**  


MUNICIPALITIES  
**1,320**  


BARANGAYS  
**38,607**  


As of end of 1<sup>st</sup> Quarter of 2017 Posting Period





TOWARDS RESTORING FAITH AND TRUST IN GOVERNMENT

RIDDING THE GOVERNMENT OF CORRUPTION



## SEAL OF GOOD LOCAL GOVERNANCE



2016 SGLG RECIPIENTS:

**306 LGUs**



### 2016 SGLG CRITERIA:



Financial  
Administration



Disaster preparedness



Social protection

**Core  
Assessment  
areas**

**3**



Business-friendliness  
and competitiveness

**OR**



Peace and order

**OR**



Environmental Management

**Essential  
Assessment  
areas**



**1**





TOWARDS RESTORING FAITH AND TRUST IN GOVERNMENT

RIDDING THE GOVERNMENT OF CORRUPTION



## PERFORMANCE CHALLENGE FUND (PCF)

# Php 981.4 Million

PCF subsidy given to 306 SGLG passers to help LGUs implement their local development projects in 2016

**Performance Challenge Fund**  
Completed Projects  
Since project start (2010) to June 2017

As of end of 2015	For the period Jan to June 2016	For the period July 2016 to June 2017
1,259 LGUs were provided with PCF subsidy amounting to a total of Php3.949B		<b>306 SGLG passers</b> provided with PCF subsidy amounting to <b>Php981.4M</b>
<b>1,946 completed</b> projects	<b>343 completed</b> projects	<b>309 completed</b> projects
<b>2,598 (97%) completed out of 2,689 sub-projects</b>		





TOWARDS RESTORING FAITH AND TRUST IN GOVERNMENT  
RIDDING THE GOVERNMENT OF CORRUPTION



## TRANSITION TO FEDERALISM



UNITARY FORM OF GOVERNMENT

*Federalism advocacy activities such as symposia, orientation, training of trainers, seminars, etc. in various LGUs nationwide participated in by more than a **million** people*



FEDERAL FORM OF GOVERNMENT





# **TOWARDS UPLIFTING THE LIVING CONDITIONS OF THE FILIPINO PEOPLE**

**ENHANCING MOBILITY AND  
CONNECTIVITY**





TOWARDS UPLIFTING THE LIVING CONDITIONS OF THE FILIPINO PEOPLE  
ENHANCING MOBILITY AND CONNECTIVITY



## SUPPORT TO CONDITIONAL MATCHING GRANT (CMG) TO PROVINCES FOR ROAD REPAIR, REHABILITATION AND IMPROVEMENT PROGRAM

(FORMERLY: KALSADA OR KONKRETO AT AYOS NA LANSANGAN ANG DAAN TUNGO SA PANGKALAHATANG KAUNLARAN)

**93 completed sub-projects**  
in 78 provinces  
**(248.73 kms.)**

For the period Jan to June 2016	For the period July 2016 to June 2017
<b>6 completed</b> projects (10.92 kms. of road)	<b>87 completed</b> projects (306.79 kms. of road)





**TOWARDS UPLIFTING THE LIVING CONDITIONS OF THE FILIPINO PEOPLE**  
**ENHANCING MOBILITY AND CONNECTIVITY**



## **SPECIAL LOCAL ROADS FUND (SLRF)**

**663 completed sub-projects**  
**(1,179.92 kms.)**

As of end of 2015 (CYs 2011 to 2015)	For the period Jan to June 2016	For the period July 2016 to June 2017
<b>352 completed</b> projects (615.851 kms. of road)	<b>133 completed</b> projects (262.207 kms. of road)	<b>178 completed</b> projects (301.862 kms. of road)





# **TOWARDS UPLIFTING THE LIVING CONDITIONS OF THE FILIPINO PEOPLE**

**DEVELOPING HUMAN CAPITAL AND  
ENSURING SOCIAL PROTECTION**



TOWARDS UPLIFTING THE LIVING CONDITIONS OF THE FILIPINO PEOPLE  
DEVELOPING HUMAN CAPITAL AND ENSURING SOCIAL PROTECTION



## SAGANA AT LIGTAS NA TUBIG PARA SA LAHAT (SALINTUBIG) PROJECT

**662 completed**  
out of 2,058 sub-projects






As of end of 2015 (From 2012 to 2015)	For the period Jan to June 2016	For the period July 2016 to June 2017
<b>332 completed</b> benefitting 187,704 households or 1,126,224 individuals	<b>78 completed</b> benefitting 67,966 households or 407,796 individuals	<b>252 completed</b> benefitting 127,181 households or 763,086 individuals





**TOWARDS UPLIFTING THE LIVING CONDITIONS OF THE FILIPINO PEOPLE**  
**DEVELOPING HUMAN CAPITAL AND ENSURING SOCIAL PROTECTION**

## **ASSISTANCE TO DISADVANTAGED MUNICIPALITIES (ADM) PROGRAM / BOTTOM-UP BUDGETING (BUB) PROGRAM**




	<b>As of end of 2015</b> (water: since 2012) (other infra: since 2013) (DRR-related: since 2013) (local access: since 2014) (roads & bridges: since 2016)	<b>For the period Jan to June 2016</b>	<b>For the period July 2016 to June 2017</b>
 <b>2,271 completed out of 3,213 BuB water sub-projects</b>	971 completed	406 completed	894 completed
 <b>145 completed out of 193 BuB other infra sub-projects</b>	17 completed	67 completed	61 completed
 <b>1,393 completed out of 1,498 BuB DRR-related sub-projects + 935 sub-projects (LGSF)</b>	94 completed	302 completed 4 completed (LGSF)	558 completed 435 completed (LGSF)
 <b>675 (104.49 kms) completed out of 684 BuB local access sub-projects</b>	528 completed (80 kms.)	103 completed (15 kms.)	44 completed (9.49 kms.)
 <b>1,100 completed out of 2,026 BuB roads and bridges sub-projects</b>	N/A	84 completed (15 kms.)	1,016 completed (240 kms.)





**TOWARDS UPLIFTING THE LIVING CONDITIONS OF THE FILIPINO PEOPLE**  
**DEVELOPING HUMAN CAPITAL AND ENSURING SOCIAL PROTECTION**

## PAYAPA AT MASAGANANG PAMAYANAN (PAMANA) - PILLAR 3 PROJECT

		As of end of 2015 (From 2012 to 2015)	For the period Jan to June 2016	For the period July 2016 to June 2017	
	<b>307 completed roads and bridges sub-projects</b>	roads and bridges sub-projects	208 completed	33 completed	66 completed
	<b>121 completed water supply sub-projects</b>	water supply system sub-project	71 completed	9 completed	41 completed
	<b>169 community-based infra sub-projects</b>	community-based infra sub-projects	143 completed	4 completed	22 completed
<b>597 completed</b>		<b>TOTAL</b>	<b>422 completed</b>	<b>46 completed</b>	<b>129 completed</b>

out of 786 sub-projects



TOWARDS UPLIFTING THE LIVING CONDITIONS OF THE FILIPINO PEOPLE  
DEVELOPING HUMAN CAPITAL AND ENSURING SOCIAL PROTECTION

## ASSISTANCE TO INFORMAL SETTLER FAMILIES (ISF) PROGRAM / CAPACITATING LGUS ON HOUSING AND RESETTLEMENT GOVERNANCE



**46,277 ISFs**  
from 8 major waterways and 82 other waterways  
relocated to safe, decent and affordable housing units

